







El Dorado ~ Alpine Counties 2018 Agricultural Crop & Livestock Report





2018 Agricultural Department Summary Continued



El Dorado County Certified Farmer's Markets of 2018

<p>El Dorado County Farmers' Market American Legion Hall Parking Lot, South Lake Tahoe May - October</p>	<p>El Dorado County Farmers' Market Town Center Parking Lot, El Dorado Hills May - October</p>
<p>El Dorado County Farmers' Market Burke's Junction Parking Lot, Cameron Park May - September</p>	<p>People's Mountain Market Garden Valley Park, Garden Valley Wednesdays, July - August Saturdays, June - October</p>
<p>El Dorado County Farmers' Market El Dorado Trail, Placerville May - November</p>	<p>Marshall Hospital Farmer's Market Marshall Way, Placerville June - October</p>
<p>Main Street Certified Farmers' Market Main Street, Placerville June - October</p>	
<p>SOL Community Farmers' Market 3037 Sacramento St, Placerville May - October</p>	



2018 Crop Report

El Dorado and
Alpine Counties

**Department of Agriculture/
Weights & Measures Staff**

**Agricultural Commissioner
Sealer of Weights and Measures**

Charlene Carveth

**Deputy Agricultural Commissioner
Sealer of Weights and Measures**

LeeAnne Mila

**Agricultural Biologists/
Standards Inspectors**

Shae Cheli ~ Brooke Croft~ Griffith Evans
~ CJ Seado ~ Tom Williams

Wildlife Services

John Chandler ~ Jody Nicholas

Administrative Staff

Deanna Tompkins ~ Myrna Tow

Seasonal Agricultural Biology Technicians

Garrett Matyac~ Terry Newkirk ~ Danee Post
~ Dylan Sears

Table of Contents

El Dorado County

Agricultural Commissioner's Letter	i
Fruit & Nut Crops	1
Apples	1
Pears	1
Wine Grapes	2
Other Fruit & Nut Crops	2
Totals	3
Livestock	3
Hay & Pasture	4
Apiary Products	4
Nursery Products	4
Christmas Trees	5
Timber Harvested and By-products	5
Agricultural Production Summary	6
Agricultural Department Summary	8
Certified Farmers Market Summary	9

Alpine County

Livestock	7
Hay & Pasture	7
Agricultural Department Summary	8



Photographs Courtesy of:

Free Hand Farm - www.freehandfarm.com

Burke Family Farm - <https://www.facebook.com/burkefamilyfarm/>

Harvest and Honey Farms - <https://www.harvestandhoneyfarms.com/>

Jollity Farm Goat Dairy - <https://www.jollityfarm.net/>

Peruvian Gold - <http://winterfallsranch.com/>

Bedrock Emu Works - <http://bedrockemuworks.com/>

Local Yolk Eggs - <https://localyolkeggs.com/>

Kate Nielsen

All other photography courtesy of El Dorado County Biologists

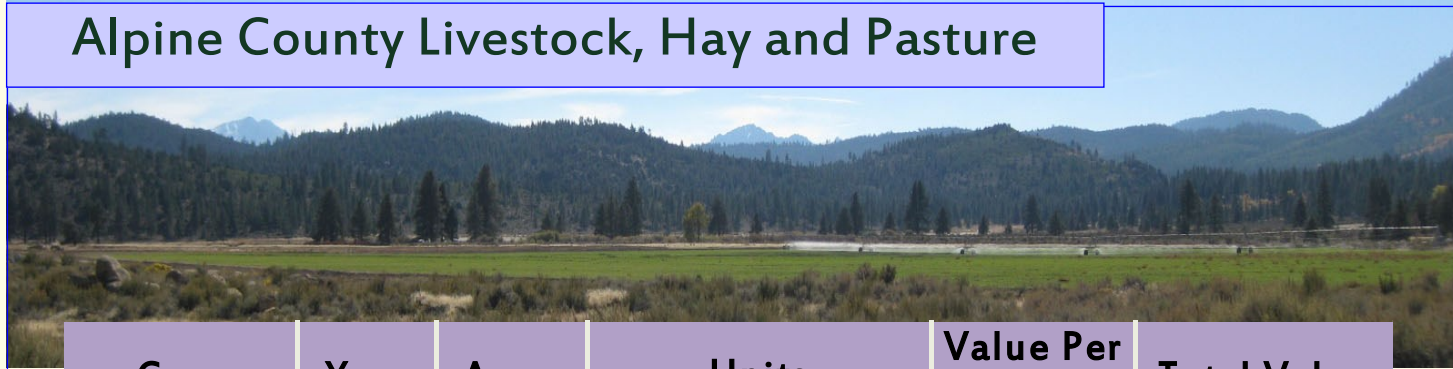


2018 Agricultural Department Summary

In 2018, the El Dorado and Alpine County Agriculture and Weights & Measures Department:


- Placed over 460 insect traps throughout the counties in both urban and rural areas and serviced them 5,443 times to detect and prevent the establishment of exotic and harmful pests (Pest Detection Program).
- Placed over 380 Glassy-winged Sharpshooter (GWSS) traps throughout the county in rural, urban, and nursery settings, inspecting and servicing them 4,442 times (Pest Management Program).
- Inspected 203 nursery stock shipments entering the county from known GWSS infected areas (Pest Management Program).
- Conducted 111 inspections at over 92 locations to prevent the introduction of detrimental pests that are not of common occurrence in California (Pest Exclusion Program).
- Provided management of wildlife that were depredating livestock, property and/or presenting a hazard to public health and safety (Wildlife Management Program).
- Coordinated invasive weed control, education and eradication among federal, state, county and private agencies in El Dorado and Alpine Counties. Participated as an integral partner in the El Dorado, Lake Tahoe Basin, and Alpine/Upper Carson Weed Management Area Groups (Pest Eradication Program).
- Conducted the Pesticide Monitoring Program to protect public health, property, the environment and agricultural workers in partnership with the California Department of Pesticide Regulation (Pesticide Use Monitoring Program).
- Inspected 509 certified producers' scales, individual farm scales, winery platform scales, and livestock scales. Inspected 1,842 measuring devices, retail meters, electric meters, water meters and submeters. Scales and meters are inspected to ensure consumer protection and equity in the marketplace (Weights and Measures Program).
- Issued 60 Certified Producer's Certificates for growers selling at Certified Farmer's Markets.
- Issued 9 Farmers Market Certificates
- Reviewed 21 Organic Farm Registrations

Alpine County Livestock, Hay and Pasture



Crop	Year	Acres	Units		Value Per Unit	Total Value
Hay	2018	250	1500	Tons	\$240.00	\$360,000
	2017	250	2000	Tons	\$200.00	\$400,000
Pasture, Irrigated	2018	2,900			\$185.00	\$536,500
	2017	2,900			\$172.00	\$498,800
Rangeland	2018	133,000			\$20.00	\$2,660,000
	2017	133,000			\$20.00	\$2,660,000
Total	2018					\$3,556,500
	2017					\$3,558,800
Cattle		# Sold	Total Weight	Unit	Value Per Unit	Total Value
	2018	875	10,063	cwt**	\$159.00	\$1,599,938
	2017	1,095	12,592	cwt**	\$158.00	\$1,989,536

** cwt. = hundredweight = 100 pounds.



El Dorado and Alpine Counties
Department of Agriculture, Weights and Measures



311 Fair Lane, Placerville, CA 95667

(530) 621-5520 Main

(530) 626-4756 Fax

Email: eldcag@edcgov.us



Karen Ross, Secretary
California Department of Food and Agriculture

Board of Supervisors

El Dorado County

John Hidahl District 1
Shiva Frentzen District 2
Brian Veerkamp District 3
Lori Parlin District 4
Sue Novasel District 5

Alpine County

Donald M. Jardine District 1
Ron Hames District 2
Katherine Rakow District 3
Terry Woodrow District 4
David Griffith District 5

It is my pleasure to submit the 2018 Crop and Livestock Report for El Dorado & Alpine Counties. The report is produced in accordance with Section 2279 of the California Food and Agricultural Code and summarizes the acreage, production and gross values of the Counties' agricultural commodities.

The gross crop value for the County of El Dorado was \$ 75,477,425 million, representing an increase of 6.6% from the 2017 values. Timber moved to the leading crop in 2018, with a total value of \$18,235,255 million. Apples and apple products slipped to the second leading crop with a value of \$17,103,293 million. The 23% reduction in apple crop values can be directly attributed to late weather damage to the crop and many of the other tree crops. Wine grapes values increased by 25% over 2017 values to \$11.2 million. Timber values increased by 81% in 2018 at \$18,235,191 directly attributable to an increase in the amount of timber harvested, with timber values continuing to remain stable.

Monetary values in this report are F.O.B. (Freight On Board) and do not reflect net returns or profits realized by the growers. It is estimated that the impact of agriculture to the County of El Dorado's economy totaled approximately \$719 million in 2018, of which, Apple Hill and value-added products contributed an estimated \$265 million while the wine industry added another \$389 million.

Alpine County's gross crop value for 2018 was estimated to be \$5 million. This was a decline of 10% from the 2017 values. Decreases in cattle production and hay production were responsible for the decreases.

I would like to express my sincere appreciation to the producers, agricultural business representatives and public agencies that provided information to produce this report. I would like to thank Deanna Tompkins and LeeAnne Mila for their work in compiling the report.

Respectfully submitted

Agricultural Commissioner
Sealer of Weights and Measures

Fruit and Nut Crops




Apples

Crop	Year	Acreage	Total Production	Unit	Value Per Unit	Total Value
Fresh	2018		4763	Tons	\$2,620	\$12,479,060
	2017		6350	Tons	\$2,750	\$17,462,500
Juice/Cider	2018			Gallons		2,162,051
	2017			Gallons		\$2,215,067
Cannery/Apple Hill Products*	2018					\$2,462,182
	2017					\$2,652,753
Total Apples	2018	852				\$17,103,293
	2017	852				\$22,330,320

*Includes all "enhanced agricultural products" such as fruit/nut pies and jams

Pears



Crop	Year	Acreage	Production Per Acre	Total Production	Unit	Value Per Unit	Total Value
Bartlett/Bosc	2018	65	4.58	298	Tons	\$4,450.00	\$1,326,100
	2017	65	2.5	163	Tons	\$3,200	\$521,600
Asian	2018	40	6.11	244.4	Tons	\$3,880	\$948,272
	2017	40	7.85	314	Tons	\$5,000	\$1,570,000
Total Pears	2018	105					\$2,274,372
	2017	105					\$2,091,600

Agricultural Production Summary



Crop	2018	2017
Timber	\$18,235,255	\$10,047,556
Apples	\$17,103,293	\$22,330,320
Livestock	\$11,875,350	\$10,948,559
Wine Grapes	\$11,168,707	\$8,914,415
Hay and Pasture	\$4,919,340	\$4,928,590
Christmas Trees	\$2,577,684	\$2,616,051
Minor and Miscellaneous Crops	\$2,560,155	\$2,103,446
Pears	\$2,274,372	\$2,091,600
Nursery	\$1,799,763	\$2,668,359
Other Fruit and Nut Crops	\$1,688,506	\$3,117,261
Apiary	\$1,275,000	\$1,040,000
Agricultural Gross Value	\$75,477,425	\$70,806,157




Christmas Trees



	Year	Production	Unit	Unit Value	Total Value
Choose and Cut	2018	34,872	Each	\$72.00	\$2,510,784
	2017	37,129	Each	\$69.00	\$2,561,901
Wholesale	2018	1,115	Each	\$60.00	\$66,900
	2017	950	Each	\$57.00	\$54,150
Total Christmas Trees	2018				\$2,577,684
	2017				\$2,616,051


Timber Harvested and By-products



	Year	Production	Unit	Total Value
Private and Public Forest	2018	90,953	Million Board Feet	\$18,136,170
	2017	73,606	Million Board Feet	\$9,948,535
Wood Sales and Permits	2018	2,923	Million Board Feet	\$99,085
	2017	2,874	Million Board Feet	\$99,021
Total Timber	2018			\$18,235,255
	2017			\$10,047,556

Fruit and Nut Crops


Wine Grapes



Crop	Year	Acreage	Production Per Acre	Total Production	Unit	Value** Per Unit	Total*** Value	
Bearing	2018	2,674	2.4	6,849	Tons	\$1,673	\$11,168,707	
	2017	2,341	2.3	5,925	Tons	\$1,630	\$8,914,415	
Non-bearing	2018	204	Total Grape Acreage 2017* = 2,878 acres					
	2017	242	Total Grape Acreage 2017* = 2,583 acres					

*2017 acreage numbers reflect actual responses by the agricultural community for the 2017 Wine Grape Survey
 ** Reflects the average price of all wine grape varieties
 *** Crop Values reported in the El Dorado County Wine Grape Surveys

Other Fruit & Nut Crops



Crop	Year	Acreage	Production Per Acre	Total Production	Unit	Value Per Unit	Total Value
Peaches	2018	110	2.88	317	Tons	\$3,280	\$1,039,760
	2017	110	2.81	309	Tons	\$5,000	\$1,545,000
Plums	2018	52	1.15	60	Tons	\$3,833	\$229,980
	2017	52	1.89	98	Tons	\$4,500	\$441,000
Olives	2018	62			Gallons		\$34,406
	2017	62			Gallons		\$215,041
Walnuts	2018	126	0.73	92	Tons	\$4,080	\$375,360
	2017	126	1.57	198	Tons	\$3,640	\$720,720
Cherries	2018	50	0.03	1.5	Tons	\$6,000	\$9,000
	2017	50	0.45	23	Tons	\$8,500	\$195,500
Totals	2018						\$1,688,506
	2017						\$3,117,261

Fruit and Nut Crops



Totals

Totals	Year	Total Acreage	Total Value
Fruit & Nut Crops	2018	4,340	\$32,234,878
	2017	3,940	\$36,453,596
Minor & Misc. Crops*	2018		\$2,560,155
	2017		\$2,103,446
Total	2018		\$34,795,033
	2017		\$38,557,042

* Minor & Miscellaneous Crops include truck gardens. Berries, nectarines, citrus, chestnuts, avocados, pumpkins, tomatoes, persimmons, etc.

Livestock



Livestock	Year	Number of Head	Total Live Weight	Unit	Value Per Unit	Total Value
Cattle	2018	6,300	59,850	cwt**	\$159.00	\$9,516,150
	2017	5,946	56,487	cwt**	\$157.00	\$8,868,459
Miscellaneous*	2018					\$2,359,200
	2017					\$2,080,100
Total Livestock	2018					\$11,875,350
	2017					\$10,948,559

* Miscellaneous includes: Turkeys, Ducks, Chickens, Goats, Alpacas, Sheep, Pigs, Emu and Wool By-products

Hay and Pasture



Crop	Year	Acres	Units	Units	Value Per Unit	Total Value
Hay	2018	225	200	Tons	\$190.00	\$38,000
	2017	225	250	Tons	\$189.00	\$47,250
Pasture, Irrigated	2018	1581			\$140.00	\$221,340
	2017	1581			\$140.00	\$221,340
Rangeland	2018	233,000			\$20.00	\$4,660,000
	2017	233,000			\$20.00	\$4,660,000
Total	2018					\$4,919,340
	2017					\$4,928,590

Apiary Products



	Year	Units	Total Value
Apiary Products	2018	5100 Colonies	\$1,275,000
	2017	5200 Colonies	\$1,040,000

Nursery Products



	Year	Acreage	Total Value
Total Nursery	2018	36	\$1,799,763
	2017	36	\$2,668,359