

El Dorado ~ Alpine Counties



2013



Agricultural Crop & Livestock Report



DEPARTMENT OF AGRICULTURE WEIGHTS AND MEASURES

Charlene Carveth
Agricultural Commissioner
Sealer of Weights and Measures

311 Fair Lane
Placerville, CA 95667
(530) 621-5520
(530) 626-4756 FAX
eldcag@edcgov.us

Karen Ross, Secretary
California Department of Food and Agriculture

BOARD OF SUPERVISORS

<u>EL DORADO COUNTY</u>		<u>ALPINE COUNTY</u>	
Ron Mikulaco	District 1	Don M. Jardine	District 1
Ray Nutting	District 2	Ron Hames	District 2
Brian Veerkamp	District 3	Katherine Rakow	District 3
Ron Briggs	District 4	Terry Woodrow	District 4
Norma Santiago	District 5	Mary Rawson	District 5

In accordance with Section 2279 of the California Food and Agricultural Code, I hereby submit the 2013 El Dorado & Alpine Counties Crop Report. This year's front cover highlights 25 years of Direct Marketing through Certified Farmers' Markets in El Dorado County.

The gross crop value for the County of El Dorado was \$56.8 million, representing an overall increase of 20% from 2012 values. The largest increase in crop value occurred in the Timber sector with an overall increase of 60%. Apples and apple products were El Dorado County's number one crop in 2013 with a total value of \$14.6 million. Livestock values were \$9.3 million in 2013, which represents an increase of 18.5% over 2012 values. The wine grape industry continued to grow and increased its total value from \$7.8 million in 2012 to \$8.0 million in 2013.

Monetary values in this report are F.O.B. (Freight On Board) and do not reflect net returns or profits realized by the growers. It is estimated that the impact of agriculture to the County of El Dorado's economy totaled approximately \$441 million in 2013, of which, ranch marketing and value-added products contributed \$222 million, and the wine industry an estimated \$179 million.

Alpine County's gross crop value for cattle, hay and pasture in 2013, was estimated to be \$5.1 million. This represents a 12.6% increase from the 2012 value.

I wish to express my sincere appreciation to the many farmers, ranchers and organizations which have contributed information to make this report possible. A special thanks goes out to my staff who compiled the information for this report.

Respectfully submitted,

CHARLENE CARVETH
Agricultural Commissioner/Sealer of Weights and Measures

2013 CROP REPORT

El Dorado and
Alpine Counties

Department of Agriculture/Weights & Measures Staff

*Agricultural Commissioner
Sealer of Weights and Measures*

Charlene Carveth

*Deputy Agricultural Commissioner
Sealer of Weights and Measures*

LeeAnne Mila

*Senior Agricultural Biologists/Standards
Inspectors*

*Chris Flores ~ Jessica Honeycutt
Heather Meleski ~ KC Sare ~ Greta Shutler*

Wildlife Services

John Chandler ~ Jody Nicholas

Administrative Staff

Deanna Tompkins ~ Myrna Tow

Seasonal Agricultural Biology Technicians

*Mike Denton ~ John Graham
John Borgnis ~ John DeSilva
Zachary Marchant ~ Jake Welch*

TABLE OF CONTENTS

EL DORADO COUNTY

Fruit & Nut Crops	2
Apples	2
Pears	2
Wine Grapes	3
Other Fruit & Nut Crops	3
Totals	4
Livestock	5
Hay & Pasture	5
Apiary Products	6
Nursery Products	6
Christmas Trees	7
Timber Harvested and By-products	7
Agricultural Production Summary	8
Agricultural Department Summary	10

ALPINE COUNTY


Livestock	9
Hay & Pasture	9
Agricultural Department Summary	10

*Photos by: Chris Flores, Jessica Honeycutt
and Greta Shutler*

Cover Photo: A Plethora of Peppers!

Fruit and Nut Crops

Apples

Crop	Year	Acreage	Total Production	Unit	Value Per Unit	Total Value		
Fresh	2012	850	5,954	Tons	\$1,780	\$10,598,120		
	2013		5,454	Tons	\$2,120	\$11,562,480		
Juice/Cider	2012		185,250	Gallons		\$1,350,473		
	2013		182,900	Gallons		\$1,318,709		
Cannery/Apple Hill Products*	2012						\$1,219,573	
	2013						\$1,729,462	
Total Apples	2012			850				\$13,168,166
	2013			850				\$14,610,651

*Includes all "enhanced agricultural products" such as fruit/nut pies and jams

Pears

Crop	Year	Acreage	Production Per Acre	Total Production	Unit	Value Per Unit	Total Value
Bartlett/Bosc	2012	65	6.04	393	Tons	\$2,260	\$888,180
	2013	65	4.75	309	Tons	\$2,000	\$618,000
Asian	2012	40	4.07	163	Tons	\$2,320	\$378,160
	2013	40	7.23	289	Tons	\$3,360	\$971,040
Total Pears	2012	105					\$1,266,340
	2013	105					\$1,589,040

Fruit and Nut Crops

Wine Grapes

Crop	Year	Acreage	Production Per Acre	Total Production	Unit	Value** Per Unit	Total*** Value	
Bearing	2012	2,060	2.75	5,675	Tons	\$1,322	\$7,823,538	
	2013	2,123	2.60	5,740	Tons	\$1,339	\$8,010,833	
Non-bearing	2012	344	Total Acreage* = 2,343 acres					
	2013	220						

*2013 acreage numbers reflect actual responses by the agricultural community for the 2013 Wine Grape Survey.

** Reflects the average price of all wine grape varieties.

*** Crop Values reported in the El Dorado County Wine Grape Surveys


Other Fruit & Nut Crops

Crop	Year	Acreage	Production Per Acre	Total Production	Unit	Value Per Unit	Total Value	
Peaches	2012	106	1.05	111	Tons	\$4,080	\$452,880	
	2013	108	2.99	323	Tons	\$3,760	\$1,214,480	
Plums	2012	52	2.07	108	Tons	\$3,020	\$326,160	
	2013	55	3.93	216	Tons	\$2,740	\$591,840	
Olives	2012	62	0.67	42	Tons	\$3,482*	\$146,227*	
	2013	64	0.67	43	Tons	\$4,931*	\$212,042*	
Walnuts	2012	111	0.67	75	Tons	\$2,640	\$198,000	
	2013	111	0.41	46	Tons	\$3,580	\$164,680	
Cherries	2012	50	0.10	5	Tons	\$6,000	\$30,000	
	2013	50	0.16	8	Tons	\$6,660	\$53,280	
Totals	2012							\$1,153,267
	2013							\$2,236,322


*Value and Total Value based on gallons of olive oil sold.

Fruit and Nut Crops

Totals

Totals	Year	Total Acreage	Total Value
Fruit & Nut Crops	2012	3,740	\$23,411,311
	2013	3,686	\$26,446,846
Minor & Misc. Crops*	2012		\$1,243,918
	2013		\$1,287,967
Total	2012		\$24,655,229
	2013		\$27,734,813

*Minor & Miscellaneous Crops include truck gardens, berries, nectarines, citrus, chestnuts, avocados, pumpkins, tomatoes, persimmons, etc.



Livestock


Livestock	Year	Number of Head	Total Live Weight	Unit	Value Per Unit	Total Value
Cattle	2012	5,732	45,627	cwt**	\$132.00	\$6,022,764
	2013	5,978	54,405	cwt**	\$139.00	\$7,562,295
Miscellaneous*	2012					\$1,865,794
	2013					\$1,785,794
Total Livestock	2012					\$7,888,558
	2013					\$9,348,089



*Misc. includes: Turkeys, Ducks, Chickens, Goats, Alpacas, Sheep, Hogs/Pigs, Emu, and Wool By-products.

**cwt. = hundredweight = 100 pounds.

Hay and Pasture

Crop	Year	Acres	Units		Value Per Unit	Total Value
Hay	2012	225	299	Tons	\$205.00	\$61,295
	2013	255	337	Tons	\$230.00	\$77,510
Pasture, Irrigated	2012	925			\$138.00	\$127,650
	2013	925			\$140.00	\$129,500
Rangeland	2012	233,000			\$15.00	\$3,495,000
	2013	233,000			\$16.00	\$3,728,000
Total	2012					\$3,683,945
	2013					\$3,935,010



Apiary Products

	Year	Units	Total Value
Apiary Products	2012	3,600 Colonies	\$720,000
	2013	4,100 Colonies	\$840,500




Nursery Products

	Year	Acreage	Total Value
Total Nursery	2012	36	\$1,619,449
	2013	34	\$1,717,182

Christmas Trees

	Year	Production	Unit	Unit Value	Total Value
Choose and Cut	2012	31,905	Each	\$44.00	\$1,403,820
	2013	35,808	Each	\$60.00	\$2,148,480
Wholesale	2012	1,722	Each	\$55.00	\$94,710
	2013	1,678	Each	\$56.00	\$93,968
Total Christmas Trees	2012				\$1,498,530
	2013				\$2,242,448

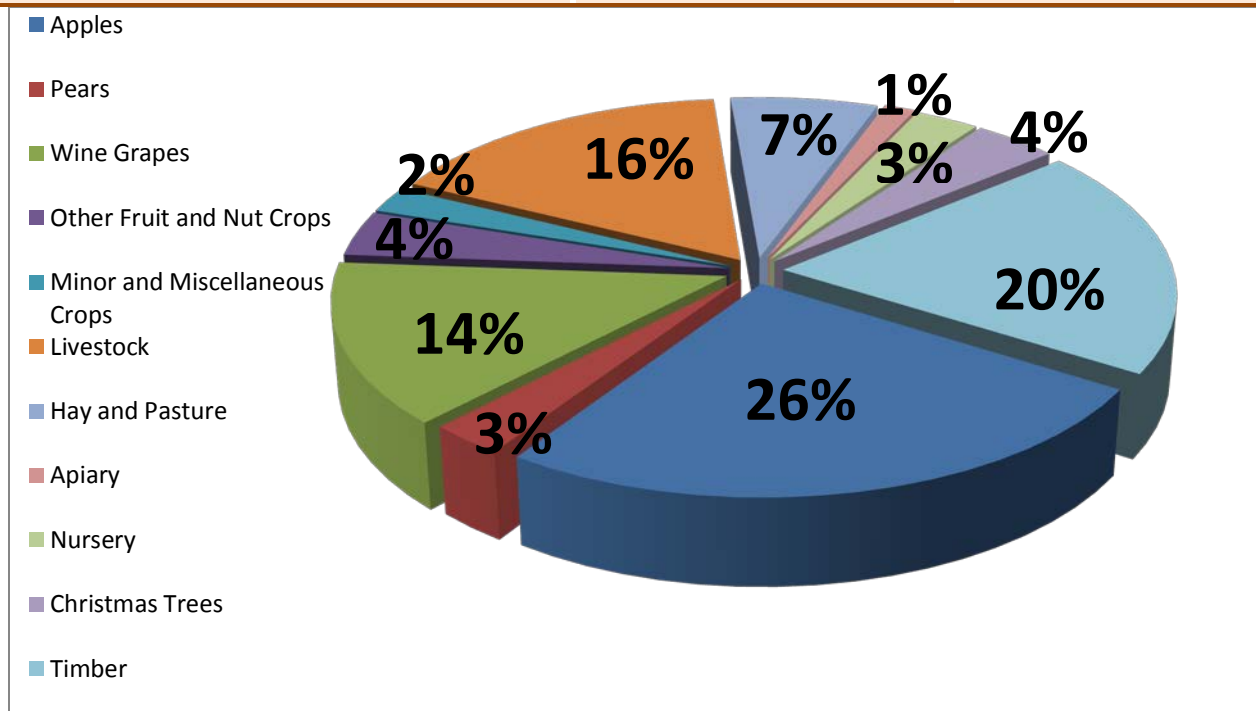


Timber Harvested and By-products

	Year	Production	Unit	Total Value
Private and Public Forest	2012	48,547	Million Board Feet	\$7,075,521
	2013	69,218	Million Board Feet	\$11,369,766
Wood Sales and Permits	2012	2,277	Million Board Feet	\$45,430
	2013	2,032	Million Board Feet	\$52,952
Total Timber	2012			\$7,120,951
	2013			\$11,422,718

Agricultural Production Summary

Crop	2012	2013
Apples	\$13,168,166 (1)	\$14,610,651 (1)
Timber	\$7,120,951 (4)	\$11,422,718 (2)
Livestock	\$7,888,558 (2)	\$9,348,089 (3)
Wine Grapes	\$7,823,538 (3)	\$8,010,833 (4)
Hay and Pasture	\$3,683,945 (5)	\$3,935,010 (5)
Christmas Trees	\$1,498,530 (7)	\$2,242,448 (6)
Other Fruit and Nut Crops	\$1,153,267 (10)	\$2,236,322 (7)
Nursery	\$1,619,449 (6)	\$1,717,182 (8)
Pears	\$1,266,340 (8)	\$1,589,040 (9)
Minor and Miscellaneous Crops	\$1,243,918 (9)	\$1,287,967 (10)
Apiary	\$720,000 (11)	\$840,500 (11)
Agricultural Gross Value	\$47,186,662	\$57,240,760



Alpine County Christmas Trees

	Year	Production	Unit	Unit Value	Total Value
Wholesale	2013	230	Each	\$55.00	\$12,650

Alpine County Livestock, Hay and Pasture



Crop	Year	Acres	Units		Value Per Unit	Total Value
Hay	2012	150	300	Tons	\$200.00	\$60,000
	2013	200	1000	Tons	\$300.00	\$300,000
Pasture, Irrigated	2012	1,500			\$100.00	\$150,000
	2013	1,500			\$138.00	\$207,000
Rangeland	2012	133,000			\$15.00	\$1,995,000
	2013	133,000			\$15.00	\$1,995,000
Total	2012					\$2,205,000
	2013					\$2,502,000
Cattle		# Sold	Total Weight	Unit	Value Per Unit	Total Value
	2012	1,300	17,252	cwt**	\$136.00	\$2,346,272
	2013	1,364	18,100	cwt**	\$145.00	\$2,624,500

** cwt. = hundredweight = 100 pounds.

2013 Agricultural Department Summary

In 2013, the El Dorado and Alpine County Agriculture and Weights & Measures Department:

- Placed over 653 insect traps throughout the counties, in both urban and rural areas, and serviced them 2,562 times, to detect and prevent the establishment of exotic and harmful pests (Pest Detection Program);
- Placed 434 Glassy-winged Sharpshooter (GWSS) traps throughout the county, in rural, urban and nursery settings, inspecting and servicing them 5,104 times (Pest Management Program);
- Inspected all nursery stock entering the county from known GWSS infected areas (Pest Management Program);
- Conducted 292 inspections at over 221 locations to prevent the introduction of detrimental pests that are not of common occurrence in California (Pest Exclusion Program);
- Provided management of wildlife that were depredating livestock, property and/or presenting a hazard to public health and safety (Wildlife Management Program);
- Registered 15 organic producers;
- Coordinated invasive weed control, education and eradication among federal, state, county and private agencies in El Dorado and Alpine Counties. Participated as an integral partner in the El Dorado, Lake Tahoe Basin, and Alpine/Upper Carson Weed Management Area Groups (Pest Eradication Program);
- Conducted the Pesticide Monitoring Program to protect public health, property, the environment and agricultural workers in partnership with the California Department of Pesticide Regulation (Pesticide Use Monitoring Program);
- In coordination with El Dorado County Planning Department staff, the El Dorado County Farm Bureau, the Agricultural Commission, and agricultural industry leaders, worked to update the El Dorado County General Plan and Zoning Ordinance in order to further protect and promote the agricultural industry of the county;
- In conjunction with the local Resource Conservation District, Ag Department staff certified 7 local farms for the Fish Friendly Farming Program through the California Land Stewardship Institute; and

2013 Agricultural Department Summary Continued

- Inspected 51 scales for 24 Certified Producers, 56 scales for 31 individual farms, 18 platform scales for 18 wineries, and 6 livestock scales. Scales are inspected to ensure consumer protection and equity in the marketplace (Weights and Measures Program); and
- Issued 74 Certified Producer's Certificates for growers selling at Certified Farmer's Markets.

El Dorado County Certified Farmer's Markets of 2013

Certified Farmer's Market Association
Cameron Park - Burke's Junction
(May 2013 to October 2013)

Certified Farmer's Market Association
El Dorado Hills - Town Center
(May 2013 to October 2013)

Certified Farmer's Market Association
El Dorado Hills - Community Services District
(June 2013 to October 2013)

Certified Farmer's Market Association
Placerville - Ivy House Parking Lot
(May 2013 to November 2013)

Certified Farmer's Market Association
South Lake Tahoe - American Legion Hall
(June 2013 to October 2013)

Certified Farmer's Market Association
Placerville - El Dorado County Library
(June 2013 to September 2013)

El Dorado County Farm Trails
Placerville - Main Street at the Bell Tower
(June 2013 to October 2013)

The People's Mountain Market
Garden Valley - Garden Valley Park
(June 2013 to October 2013)



Cameron Park Certified Farmer's Mrkt
Cameron Park - Coach Lane
(February 2013 to August 2013)

Ski Run Farmer's Market
South Lake Tahoe - Ski Run Blvd.
(June 2013 to September 2013)