




El Dorado ~ Alpine Counties

2012


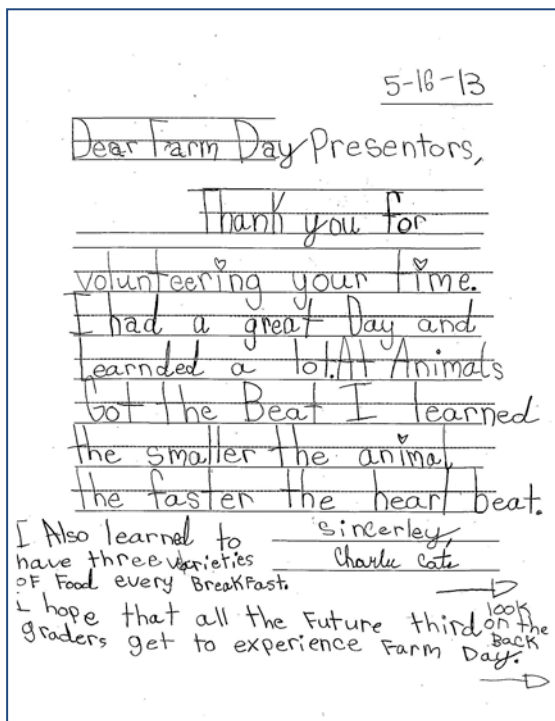
Agricultural Crop & Livestock Report





Ag in the Classroom -El Dorado County was proud to host over 1,000 students at its 12th Annual **Farm Day** in May 2013, held at the El Dorado County Fairgrounds. The goal of Farm Day was to inspire, educate, and increase student's understanding about agriculture - the source of their food, fiber, and shelter.

Picture and letter by 2013 Farm Day attendee, 3rd grader; Charlee Cate



AG IN THE CLASSROOM PROGRAMS

Ag in the Classroom - El Dorado County is a local, grassroots organization that provides high quality educational programs that increase students' understanding of vital role of agriculture in their lives - from the food we eat, the clothes we wear, and the homes we live in.

Through Ag in the Classroom programs, students participate in hands-on, experiential learning activities that help them understand the sources of our food, the role of agriculture in the community, and their connection to nature and the environment.

For information about our programs, visit our website:
www.agintheclass-edc.org



DEPARTMENT OF AGRICULTURE WEIGHTS AND MEASURES

Charlene Carveth
Agricultural Commissioner
Sealer of Weights and Measures

311 Fair Lane
Placerville, CA 95667
(530) 621-5520
(530) 626-4756 FAX
eldcag@edcgov.us

Karen Ross, Secretary
California Department of Food and Agriculture

BOARD OF SUPERVISORS

<u>EL DORADO COUNTY</u>		<u>ALPINE COUNTY</u>	
Ron Mikulaco	District 1	Don M. Jardine	District 1
Ray Nutting	District 2	Ron Hames	District 2
Brian Veerkamp	District 3	Katherine Rakow	District 3
Ron Briggs	District 4	Terry Woodrow	District 4
Norma Santiago	District 5	Mary Rawson	District 5

In accordance with Section 2279 of the California Food and Agricultural Code, I hereby submit the 2012 El Dorado & Alpine Counties Crop Report. This year's front cover highlights one of the 'value added' products produced in El Dorado County.

The gross crop value for the County of El Dorado was \$47.1 million, representing an overall increase of 30% from 2011 values. The largest increase in crop production occurred in the Fruit and Nut sector with an overall increase of 59%. Apples, juice products, and value-added products were a large contributor to the overall increase by more than doubling their total value from 2011 to 2012. Apples and apple products were El Dorado County's number one crop in 2012, with a total value of \$13.2 million. The wine grape industry continued to grow and increased its total value from \$5.1 million in 2011 to \$7.8 million in 2012, with almost all grape varieties increasing in value. Livestock and timber values also increased in 2012 from 2011 values.

Monetary values in this report are F.O.B. (Freight On Board) and do not reflect net returns or profits realized by the growers. It is estimated that the impact of agriculture to the County of El Dorado's economy totaled approximately \$366 million in 2012, of which, ranch marketing and value-added products contributed \$159 million, and the wine industry an estimated \$169 million.

Alpine County's gross crop value for cattle, hay and pasture in 2012, was estimated to be \$4.5 million. This represents a 15% decrease from the 2011 value. The carrying capacity of the land was decreased due to drought induced dry rangeland conditions.

I wish to express my sincere appreciation to the many farmers, ranchers and organizations which have contributed information to make this report possible. A special thanks goes out to my staff who compiled the information for this report.

Respectfully submitted,

CHARLENE CARVETH
Agricultural Commissioner/Sealer of Weights and Measures

2012 CROP REPORT

El Dorado and
Alpine Counties



Department of Agriculture/Weights & Measures Staff

*Agricultural Commissioner
Sealer of Weights and Measures*

Charlene Carveth

*Deputy Agricultural Commissioner
Sealer of Weights and Measures*

LeeAnne Mila

*Senior Agricultural Biologists/Standards
Inspectors*

*Chris Flores ~ Jessica Honeycutt
Heather Meleski ~ KC Sare ~ Greta Shutler*

Wildlife Services

John Chandler ~ Jody Nicholas

Administrative Staff

Deanna Tompkins ~ Myrna Tow

Seasonal Agricultural Biology Technicians

*Mike Denton ~ John Graham
John Borgnis ~ Zachary Marchant
Jake Welch*

TABLE OF CONTENTS

EL DORADO COUNTY

Fruit & Nut Crops	2
Apples	2
Pears	2
Wine Grapes	3
Other Fruit & Nut Crops	3
Totals	4
Livestock	5
Hay & Pasture	5
Apiary Products	6
Nursery Products	6
Christmas Trees	7
Timber Harvested and By-products	7
Agricultural Production Summary	8
Agricultural Department Summary	10

ALPINE COUNTY


Livestock	9
Hay & Pasture	9
Agricultural Department Summary	10

*Photos by: Chris Flores, Jessica Honeycutt
and Greta Shutler*

Cover Photo: Bottling line at Cielo Winery

Fruit and Nut Crops

Apples

Crop	Year	Acreage	Total Production	Unit	Value Per Unit	Total Value	
Fresh	2012		5,954	Tons	\$1,780	\$10,598,120	
	2011		3,640	Tons	\$1,610	\$5,860,400	
Juice/Cider	2012		185,250	Gallons		\$1,350,473	
	2011		66,677	Gallons		\$460,071	
Cannery/Apple Hill Products*	2012						\$1,219,573
	2011						\$409,424
Total Apples	2012		850				\$13,168,166
	2011		850				\$6,729,895

*Includes all "enhanced agricultural products" such as fruit/nut pies and jams

Pears

Crop	Year	Acreage	Production Per Acre	Total Production	Unit	Value Per Unit	Total Value
Bartlett/Bosc	2012	65	6.04	393	Tons	\$2,260	\$888,180
	2011	70	6.91	484	Tons	\$2,300	\$1,113,200
Asian	2012	40	4.07	163	Tons	\$2,320	\$378,160
	2011	40	7.38	295	Tons	\$2,520	\$743,400
Total Pears	2012	105					\$1,266,340
	2011	110					\$1,856,600

Fruit and Nut Crops

Wine Grapes

Crop	Year	Acreage	Production Per Acre	Total Production	Unit	Value** Per Unit	Total*** Value	
Bearing	2012	2,060	2.75	5,675	Tons	\$1,322	\$7,823,538	
	2011	2,010	2.12	4,269	Tons	\$1,295	\$5,137,223	
Non-bearing	2012	344	Total Acreage* = 2,403 acres					
	2011	272						

*2012 acreage numbers reflect actual responses by the agricultural community for the 2012 Wine Grape Survey.

** Reflects the average price of all wine grape varieties.

*** Crop Values reported in the El Dorado County Wine Grape Surveys

Other Fruit & Nut Crops

Crop	Year	Acreage	Production Per Acre	Total Production	Unit	Value Per Unit	Total Value	
Peaches	2012	106	1.05	111	Tons	\$4,080	\$452,880	
	2011	105	1.67	175	Tons	\$3,620	\$633,500	
Plums	2012	52	2.07	108	Tons	\$3,020	\$326,160	
	2011	52	0.42	22	Tons	\$2,840	\$62,480	
Walnuts	2012	111	0.67	75	Tons	\$2,640	\$198,000	
	2011	140	0.51	72	Tons	\$2,200	\$158,400	
Cherries	2012	50	0.10	5	Tons	\$6,000	\$30,000	
	2011	31	0.68	21	Tons	\$5,500	\$115,500	
Olives	2012	62	0.67	42	Tons	\$3,482*	\$146,227*	
	2011	62	0.15	9	Tons	\$7,332*	\$65,988*	
Totals	2012							\$1,153,267
	2011							\$1,035,868

*Value and Total Value based on gallons of olive oil sold.

Fruit and Nut Crops

Totals

Totals	Year	Total Acreage	Total Value
Fruit & Nut Crops	2012	3,740	\$23,411,311
	2011	3,632	\$14,759,586
Minor & Misc. Crops*	2012		\$1,243,918
	2011		\$702,367
Total	2012		\$24,655,229
	2011		\$15,461,953

*Minor & Miscellaneous Crops include truck gardens, berries, nectarines, citrus, chestnuts, avocados, pumpkins, tomatoes, persimmons, etc.



Livestock

Livestock	Year	Number of Head	Total Live Weight	Unit	Value Per Unit	Total Value
Cattle/Calves	2012	5,732	45,627	cwt**	\$132.00	\$6,022,764
	2011	5,614	50,189	cwt**	\$100.00	\$5,018,900
Miscellaneous*	2012					\$1,865,794
	2011					\$1,886,270
Total Livestock	2012					\$7,888,558
	2011					\$6,905,170



*Misc. includes: Turkeys, Ducks, Chickens, Goats, Alpacas, Sheep, Hogs/Pigs, Emu, and Wool By-products.

**cwt.= hundredweight = 100 pounds.

Hay and Pasture

Crop	Year	Acres	Units		Value Per Unit	Total Value
Hay	2012	225	299	Tons	\$205.00	\$61,295
	2011	220	293	Tons	\$228.00	\$66,804
Pasture, Irrigated	2012	925			\$138.00	\$127,650
	2011	927			\$142.00	\$131,634
Rangeland	2012	233,000			\$15.00	\$3,495,000
	2011	233,000			\$18.00	\$4,194,000
Total	2012					\$3,683,945
	2011					\$4,392,438



Apiary Products

	Year	Units	Total Value
Apiary Products	2012	3,600 Colonies	\$720,000
	2011	4,000 Colonies	\$711,950


Nursery Products

	Year	Acreage	Total Value
Total Nursery	2012	36	\$1,619,449
	2011	39	\$1,818,119



Christmas Trees

	Year	Production	Unit	Unit Value	Total Value
Choose and Cut	2012	31,905	Each	\$44.00	\$1,403,820
	2011	37,100	Each	\$50.00	\$1,855,000
Wholesale	2012	1,722	Each	\$55.00	\$94,710
	2011	5,890	Each	\$33.00	\$194,370
Total Christmas Trees	2012				\$1,498,530
	2011				\$2,049,370

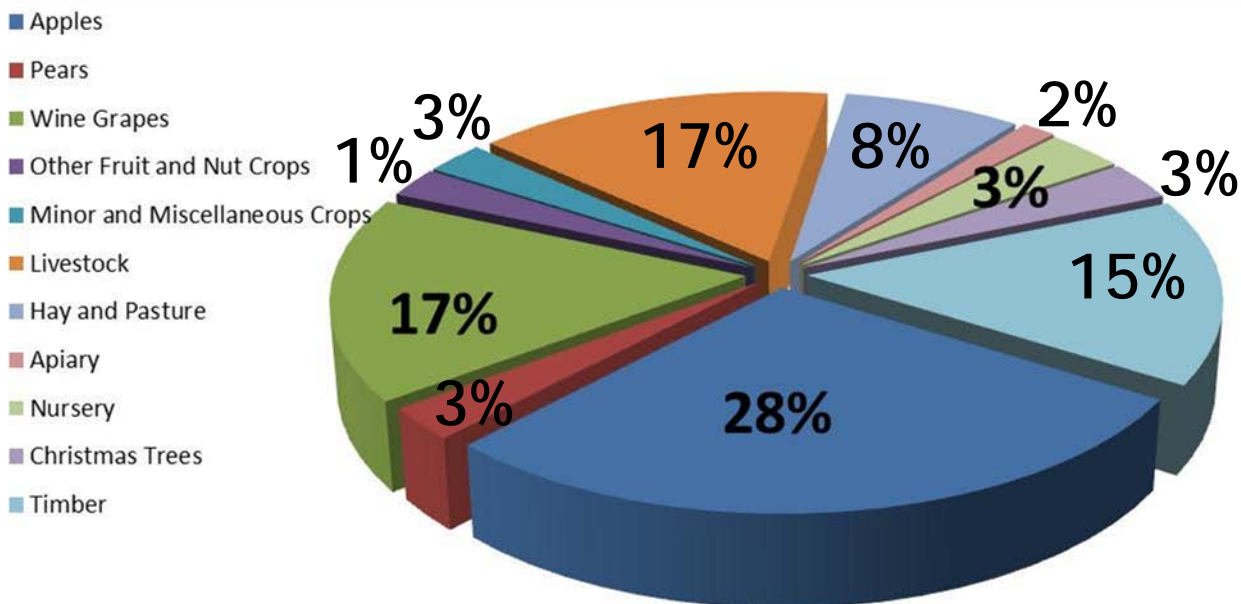


Timber Harvested and By-products

	Year	Production	Unit	Total Value
Private and Public Forest	2012	48,547	Million Board Feet	\$7,075,521
	2011	40,467	Million Board Feet	\$4,750,723
Wood Sales and Permits	2012	2,277	Million Board Feet	\$45,430
	2011	2,161	Million Board Feet	\$46,197
Total Timber	2012			\$7,120,951
	2011			\$4,796,920

Agricultural Production Summary

Crop	2011	2012
Apples	\$6,729,895	\$13,168,166
Livestock	\$6,905,170	\$7,888,558
Wine Grapes	\$5,137,223	\$7,823,538
Timber	\$4,796,920	\$7,120,951
Hay and Pasture	\$4,392,438	\$3,683,945
Nursery	\$1,818,119	\$1,619,449
Christmas Trees	\$2,049,370	\$1,498,530
Pears	\$1,856,600	\$1,266,340
Minor and Miscellaneous Crops	\$702,367	\$1,243,918
Other Fruit and Nut Crops	\$1,035,868	\$1,153,267
Apiary	\$711,950	\$720,000
Agricultural Gross Value	\$36,135,920	\$47,186,662



Alpine County Livestock

Livestock	Year	Number of Head	Total Live Weight	Unit	Value Per Unit	Total Value
Cattle/Calves	2012	1,300	17,252	cwt**	\$136.00	\$2,346,272
	2011	1,810	26,588	cwt**	\$100.00	\$2,658,800

** cwt. = hundredweight = 100 pounds.



Alpine County Hay and Pasture

Crop	Year	Acres	Units		Value Per Unit	Total Value
Hay	2012	150	300	Tons	\$200.00	\$60,000
	2011	122	352	Tons	\$198.00	\$69,696
Pasture, Irrigated	2012	1,500			\$100.00	\$150,000
	2011	1,500			\$125.00	\$187,500
Rangeland	2012	133,000			\$15.00	\$1,995,000
	2011	133,000			\$18.00	\$2,394,000
Total	2012					\$2,205,000
	2011					\$2,651,196

2012 Agricultural Department Summary

In 2012, the El Dorado and Alpine County Agriculture and Weights & Measures Department:

- Placed over 611 insect traps throughout the counties, in both urban and rural areas, and serviced them 2,792 times, to detect and prevent the establishment of exotic and harmful pests (Pest Detection Program);
- Placed 387 Glassy-winged Sharpshooter (GWSS) traps throughout the county, in rural, urban and nursery settings, inspecting and servicing them 5,071 times (Pest Management Program);
- Inspected all nursery stock entering the county from known GWSS infected areas (Pest Management Program);
- Conducted 657 inspections at over 271 locations to prevent the introduction of detrimental pests that are not of common occurrence in California (Pest Exclusion Program);
- Provided management of wildlife that were depredating livestock, property and/or presenting a hazard to public health and safety (Wildlife Management Program);
- Registered 30 organic producers;
- Coordinated invasive weed control, education and eradication among federal, state, county and private agencies in El Dorado and Alpine Counties. Participated as an integral partner in the El Dorado, Lake Tahoe Basin, and Alpine/Upper Carson Weed Management Area Groups (Pest Eradication Program);
- Conducted the Pesticide Monitoring Program to protect public health, property, the environment and agricultural workers in partnership with the California Department of Pesticide Regulation (Pesticide Use Monitoring Program);
- In coordination with El Dorado County Planning Department staff, the El Dorado County Farm Bureau, the Agricultural Commission, and agricultural industry leaders, worked to update the El Dorado County General Plan and Zoning Ordinance in order to further protect and promote the agricultural industry of the county;
- In conjunction with the local Resource Conservation District, Ag Department staff certified 21 local farms for the Fish Friendly Farming Program through the California Land Stewardship Institute; and

2012 Agricultural Department Summary Continued

- Inspected 49 scales for 23 Certified Producers, 51 scales for 20 individual farms, 19 platform scales for 19 wineries, and 6 livestock scales. Scales are inspected to ensure consumer protection and equity in the marketplace (Weights and Measures Program); and
- Issued 73 Certified Producer's Certificates for growers selling at Certified Farmer's Markets.

El Dorado County Certified Farmer's Markets of 2012

Certified Farmer's Market Association
Cameron Park - Burke's Junction
(May 23, 2012 to October 17, 2012)

Certified Farmer's Market Association
El Dorado Hills - Town Center
(May 20, 2012 to October 28, 2012)

Certified Farmer's Market Association
El Dorado Hills - Community Services District
(June 7, 2012 to October 18, 2012)

Certified Farmer's Market Association
Placerville - Ivy House Parking Lot
(May 5, 2012 to November 17, 2012)

Certified Farmer's Market Association
South Lake Tahoe - American Legion Hall
(June 5, 2012 to October 9, 2012)

El Dorado County Farm Trails
Placerville - Main Street at the Bell Tower
(June 2012 through October 2012)

LoCol Alliance
Coloma-Lotus - Lotus Business Center
(June 3, 2012 to October 28, 2012)



Ski Run Blvd Farmer's Market
South Lake Tahoe - Ski Run Blvd.
(June 2012 through October 2012)