

INFORMATION TECHNOLOGIES

Mission

The Mission of the Information Technologies Department is to deliver creative, economical and practical solutions and services in support of the current and future technological needs of the County of El Dorado.

Program Summaries

Administration:

Positions: 2.00 FTE

Extra Help: \$ 0

Total Appropriations: \$ 547,663

Total Revenues: \$ 76,500

Net County Cost: \$ 471,163

Administration: Provides overall direction and support for all divisions and groups within I.T., including: financial planning, administrative support, policy development, implementation and administration of County Technology solutions, contract administration and asset management. I.T. provides contract administration for the cable TV franchises approved by the Board of Supervisors.

Budget administration, fiscal control, and procurement will move to the newly formed Central Fiscal Admin unit in the Chief Administrative Office. These functions were formerly done in the Department.

Revenue Source: Revenue is a once a year recovery for CATV administrative taken as a portion of Cable Franchise fees paid to the County.

Application Support/Consulting Services:

Positions: 11.00 FTE

Extra Help: \$ 0

Total Appropriations: \$1,148,309

Total Revenues: \$ 72,000

Net County Cost: \$1,076,309

Application Support/Consulting Services: Provides for complete life cycle application development, support and maintenance, and database design on multi-tiered platforms. This function also provides business processing engineering and project management services, and County-wide training for Google Apps (G-mail, Calendar, Documents), Adobe and Microsoft applications. This section will play a significant role in the future implementation of updated Countywide systems which may include Financial, Payroll, and Human Resources Management.

Web Services: Provides support for the design and maintenance of the County-wide Web presence as well as support for most departmental Web sites. Responsible for presenting a cohesive, easy to use Web portal to all County services and information. Standards are maintained that allow easy navigation and content management of pertinent and reliable information for all users and County constituents.

Revenue Source: Charges to County Departments and outside Agencies for services. Note: Approximately 29% of Application Programming time is spent on Mainframe support. This time is recovered through the Mainframe Support cost applied charges allocated countywide, and is captured in the Operations budget. Approximately 15% of Application Programming time is

INFORMATION TECHNOLOGIES

spent on billable activities for individual departments and the remaining 56% is considered infrastructure or otherwise non-billable, enterprise systems, such as Internet and Intranet services and infrastructure, training, and programming services utilized by multiple departments.

Operations/Technical Services/Document Center:

Positions: 9.00 FTE

Extra Help: \$0

Total Appropriations: \$ 317,591

Total Revenues: \$ 422,763

Net County Cost: (\$105,172)

Computer Operations: Two shifts of computer operators provide controlled access to the County data center and manage mainframe based applications according to established schedules, in a centralized data center that is linked to all areas of County government.

Technical Services: Provides installation, customization, maintenance and support of hardware and software for the Enterprise Server and its sub systems. Provides installation, customization, maintenance and database administration support for County users of DB2 and M204 which support system including the Integrated Property System.

Document Processing Center/Records Management:

Provides printing, duplicating, imaging and document storage for County departments.

Revenue Source: Ongoing support provided to County Departments and Outside Agencies and fixed charge Cost Applied rates. Note: Mainframe Support cost applied charges to departments recover costs for the Operations and Technical Services units as well as programming time provided by the Applications Programming unit. All revenue and offset for Mainframe support is captured in the Operations Unit (102210). Revenue in the Operations/Technical Services function also includes that of the Document Center for print services.

Network/Server Support:

Positions: 6.00 FTE

Extra Help: \$0

Total Appropriations: \$ 738,307

Total Revenues: \$ 526,848

Net County Cost: \$211,459

Server Administration: Provides technical support for servers throughout the County, including: server security, hardware and software specifications and configurations, installation and customization, trouble-shooting and maintenance, and coordination with vendors for problem resolution.

Technology Consulting: Provides research and development, analysis and recommendations to I.T. and individual County departments regarding hardware, software and various technologies available to the County for future implementation. This function also reviews all technology purchased throughout the County for compliance with established County standards and to ensure procurements are optimized for cost. Reviews effective date and terms and conditions of software and hardware maintenance contracts to ensure compliance with contract administration and completes appropriate procurements practices in a timely manner to ensure coverage.

Network Administration: Provides technical support for the County's data network, including: network security, support for wide-area network (WAN) and local area networks (LAN's), planning and installation of networks, troubleshooting and maintenance of network hardware and software, and coordination with vendors for problem resolution. Coordinates all public

INFORMATION TECHNOLOGIES

works wiring contracts throughout the County. Greater emphasis will be needed as the County moves towards newer technology which will require significantly higher use of network services and support.

Revenue Source: Charges to County Departments and outside agencies for support and fixed charge Cost Applied rates.

PC Desktop and Office Systems Support:
Positions: 3.00 FTE
Extra Help: \$ 0

Total Appropriations: \$ 309,074
Total Revenues: \$ 27,000
Net County Cost: \$ 282,074

Desktop/PC Support: Provides hardware and software support for 1,600 +/- County PC's including installation, maintenance, upgrades, trouble shooting of problems, problem tracking and reporting. The HELP DESK provides first and second level telephone support for PC, server, and enterprise server reported problems.

Revenue Source: Charges to County Departments and outside Agencies for support.

Communications:
Positions: 2.00 FTE
Extra Help: \$ 0

Total Appropriations: \$ 489,183
Total Revenues: \$ 318,500
Net County Cost: \$170,683

Telecommunications (Voice Communications): Provides installation and support for an in-house PBX voice switching network, including support for over 2,000 telephones in over 35 locations throughout the County. The unit provides Voicemail services to all County employees who need it. They are also responsible for all phone and data wiring in County facilities and provide coordination with vendors who provide local and long distance services.

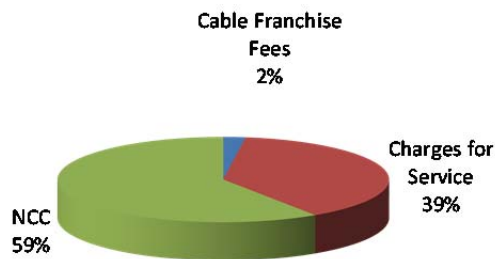
Revenue Source: Charges to County Departments and outside Agencies for support.

Financial Charts

Source of Funds

License, Permits & Franchises (\$76,500): Cable Franchise fees

Charges for Service (\$1,367,111): Primarily comprised of network support (\$522,100), mainframe support (\$359,740), telephone equipment & support (\$250,000) programming support (\$70,000), central duplicating (\$35,000) and other charges for services (\$105,271).

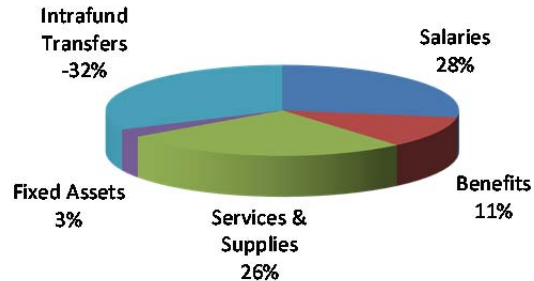


INFORMATION TECHNOLOGIES

Net County Cost (\$2,106,516): The Department is primarily funded with discretionary General Fund tax revenue. These revenues are collected in Department 15 – General Fund Other Operations.

Use of Funds

Salaries & Benefits (\$3,813,532): Primarily comprised of salaries (\$2,625,192), retirement (\$479,241), health insurance (\$490,470), and overtime (\$10,500).



Services & Supplies (\$2,597,461): Primarily comprised of telephone company vendor payments (\$637,500), computer maintenance (\$634,773), equipment maintenance (\$203,765), telephone & radio maintenance (\$135,000), equipment lease (\$111,200), professional & specialized services (\$42,200), telephone & radio equipment (\$63,000), computer equipment (\$55,000), software (\$256,000), and software license (\$325,200).

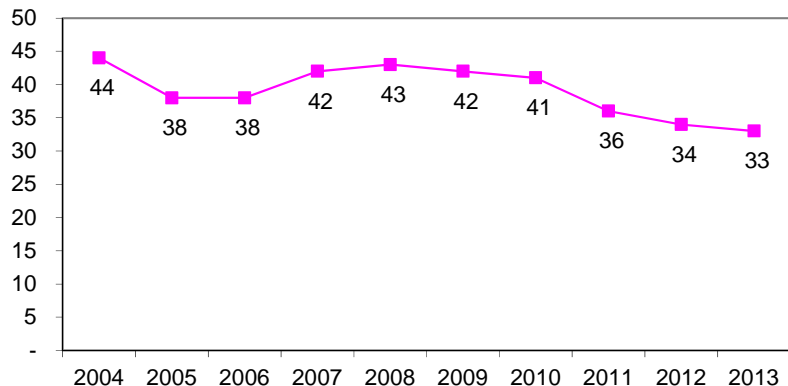
Fixed Assets (\$281,000): Comprised of computer equipment.

Intra-fund Transfers (\$149,729): Includes charges from other departments for services such as telephone equipment & support (\$143,760), stores/mail support (\$4,119) and building maintenance (\$1,850).

Intra-fund Abatement: (-\$3,291,595): Includes charges to other departments mainframe (-\$1,420,552), network support (-\$1,013,543), telephone equipment & support (-\$675,000), central duplicating (-\$30,000), programming support (-\$80,000), and pc support (-\$60,000).

Staffing Trend

Staffing for the Information Technologies Department over the past ten years reflects a peak in FY 2002-03 followed by a decline in FY 2003-04 due to budget cuts. In FY 2008-09, IT took over the Print Shop from General Services resulting in the addition of 3.0 FTE. All positions in the Information Technology department are located in Placerville.



INFORMATION TECHNOLOGIES

Chief Administrative Office Comments

The Recommended Budget represents an overall decrease of \$5,298 or less than 1% in revenues and an increase of \$275,113 or 8.4% in appropriations when compared to the FY 2011-12 approved budget. Overall, Net County Cost is increasing by \$280,411 or 15%.

Sources of revenue in Information Technologies are found in two different areas within the budget. Revenue for this department is a combination of Charges for Services (Class 13) and Intrafund Abatements (Class 73 shown in the appropriations section). Revenue in the Charges for Services area is budgeted at approximately the same level as FY 2011-12. In the Intrafund Abatements area, revenue is projected to be approximately \$86,000 lower than FY 2011-12. This is primarily in the areas of telephone, programming and print shop. The Department has been performing a full audit of all phone components, including lines and circuits. This audit could result in changes during the addenda process. Cost applied charges for the mainframe and network must also be reviewed. Any changes in these areas will be adjusted in the addenda prior to final budget approval.

As of this writing, the County is looking at potential replacements to older mainframe based systems. A Request for Proposal (RFP) is currently open to find out what options are available to replace old, outdated technology. Appropriations in the IT Department budget reflect needed staffing and various hardware and software changes that will be needed to position the County for the replacement of critical Countywide systems infrastructure.

Salaries and benefits for the Information Technologies Department include several re-organizational staffing changes due to retirements and staff leaving the Department to go to other positions in the County. In the area of staffing the Department is challenged to meet current operational needs for old mainframe based systems, while at the same time, trying to adjust for various skill sets that will be required to meet new technology needs. The IT recommended budget includes the following organizational changes:

- Delete 1.0 FTE IT Manager position – The deletion of this position comes as the result of reviewing the organizational and business needs of the Department as well as the business needs of the County. This position was an extra layer of management between three division supervisors and the Assistant Director and Director of Information Technologies. In addition, the position provided management oversight of IT staff in the Health Services Division (Mental & Public Health) of the Health and Human Services Agency (HHSA). The HHSA funded a portion of the IT Manager position; however, due to organizational changes in the HHSA, the use of this management oversight was discontinued along with the revenue offset. During FY2011-12, the extra layer of management was removed between the IT Director and the three division supervisors because it was not needed. At that time, the IT Manager was working on the RFP project as well as some special projects, but over the past six months a full time workload has not been present which resulted in the decision to eliminate this position.
- Delete 1.0 FTE IT Analyst I/II - Networking / Add 1.0 FTE Telecommunications Technician – There is currently only one permanent Telecommunications person in this mission critical area. In order to provide the needed level of staffing, the IT Department has utilized extra help for over a year. In order to properly staff this area it is recommended that a position that is coming available at the beginning of the fiscal year be converted from an IT Analyst –

INFORMATION TECHNOLOGIES

Network, to a Telecommunications Technician I/II. This change will result in a cost savings and also provide an appropriate level of service in the Telecommunications division.

- Delete 2.0 FTE IT Analyst I/II – Programming / Add 1.0 FTE System Support Specialist I/II, and 1.0 FTE Network Administrator
 - One 1.0 FTE IT Analyst – Programming position will be replaced with a lower level System Support Specialist. This position will be responsible for Countywide training of desktop applications, Google Apps, Adobe products and future new software applications. There is a significant need in the County for training on desktop applications such as Word, Excel, and Powerpoint in both the 2003 versions and the newer 2010 versions. It is most efficient to provide this training in-house to all County Departments rather than sending staff to expensive off-site training. IT provides the training at no cost to Departments.
 - One 1.0 FTE IT Analyst – Programming position will be replaced with a Network Administrator. For many years there has been only one permanent staff person assigned to Networking to cover all areas of the County. As the County continues to deploy Voice over IP (VoIP) technology in the telecommunications area and as the County moves towards newer technology the demand for Network improvements will become more critical. This position will provide essential back up in the Networking area, and allow the County to be properly positioned for newer technology.
- Delete 1.0 FTE IT I/II Analyst – Networking / Add 1.0 FTE Sr. IT Analyst – Networking – As noted above, organizational changes are needed in the Networking area to incorporate the evolution of VoIP as well as essential changes to the County network. This position will be a lead over the Network Administrator and the Telecommunications Technician and will report to the Assistant Director of Information Technologies. As new technology is deployed in the County, this position will be in integral part of the evolution.

Services and supplies are increasing overall by \$99,586. The budget includes funding to replace some end of life parts in the Network area and also in the Server area. These items account for \$17,000 of the increase. Funding is also included to replace end of life Server equipment that is needed for mission critical applications.

The budget also includes funding in the amount of \$35,000 towards an Enterprise Adobe Acrobat Pro upgrade. This Enterprise solution will put the County on one consistent Adobe platform. The software is used extensively around the County, but is not managed centrally so there are a variety of versions of the software around the County. In some cases the older versions do not provide the features that are needed for applications such as Legistar or integration with Internet Explorer 9 and Windows 7 Operating System.

Fixed assets have been budgeted at \$281,000 which includes funding of \$100,000 to look at a replacement for the current voicemail system which is 10 years past end of life. It also includes \$65,000 for a Blue Coat Anti-virus appliance. This request has been presented by IT in the past but was refused due to the cost during budget reductions. IT has tried other lower cost solutions; however, none have provided the level of security that is needed to ensure the safety of the network. This anti-virus appliance will help ensure network security and is needed to position the County for new technology. There is also a variety of network and server fixed

INFORMATION TECHNOLOGIES

assets that are needed to replace end of life equipment and to improve network management efficiency.

The budget does not include any funding for PC refresh. If funding becomes available Information Technologies recommends the Board approve \$100,000 for PC refresh computers. This will allow the County to replace approximately 100 end of life or under performing machines. It will also assist in bringing the County current with newer technology, specifically Windows 2007 and Office 2010 products. As the County moves forward with newer applications and software, the older machines do not have the ability to run the newer developed software.

INFORMATION TECHNOLOGIES

Financial Information by Fund Type

FUND TYPE: 10 GENERAL FUND
 DEPARTMENT: 10 IT - INFORMATION TECHNOLOGIES

		CURRENT YR	DEPARTMENT	CAO		
		MID-YEAR	APPROVED	RECOMMENDED		
		PROJECTION	BUDGET	REQUEST	BUDGET	DIFFERENCE
TYPE: R REVENUE						
SUBOBJ	SUBOBJ TITLE					
0252	FRANCHISE: CABLE	76,500	76,500	76,500	76,500	0
CLASS: 02	REV: LICENSE, PERMIT, &	76,500	76,500	76,500	76,500	0
1740	CHARGES FOR SERVICES	101,271	101,271	105,271	105,271	4,000
1801	INTERFND REV: TELEPHONE EQUIP &	315,000	315,000	250,000	250,000	-65,000
1806	INTERFND REV: CENTRAL DUPLICATING	30,000	42,000	35,000	35,000	-7,000
1808	INTERFND REV: MAINFRAME SUPPORT	262,808	294,038	359,740	359,740	65,702
1814	INTERFND REV: PC SUPPORT	18,000	18,000	25,000	25,000	7,000
1816	INTERFND REV: IS PROGRAMMING	71,000	80,000	70,000	70,000	-10,000
1820	INTERFND REV: NETWORK SUPPORT	512,000	522,100	522,100	522,100	0
CLASS: 13	REV: CHARGE FOR SERVICES	1,310,079	1,372,409	1,367,111	1,367,111	-5,298
TYPE: R SUBTOTAL		1,386,579	1,448,909	1,443,611	1,443,611	-5,298

INFORMATION TECHNOLOGIES

Financial Information by Fund Type

FUND TYPE: 10 GENERAL FUND
DEPARTMENT: 10 IT - INFORMATION TECHNOLOGIES

TYPE:E	EXPENDITURE	CURRENT YR		DEPARTMENT	CAO	
		MID-YEAR	APPROVED		RECOMMENDED	DIFFERENCE
SUBOBJ	SUBOBJ TITLE	PROJECTION	BUDGET	REQUEST	BUDGET	
3000	PERMANENT EMPLOYEES / ELECTED	2,530,975	2,553,065	2,625,192	2,625,192	72,127
3002	OVERTIME	13,500	13,500	10,000	10,000	-3,500
3003	STANDBY PAY	16,100	16,100	21,400	21,400	5,300
3004	OTHER COMPENSATION	12,900	12,900	45,400	45,400	32,500
3020	RETIREMENT EMPLOYER SHARE	479,307	482,343	479,241	479,241	-3,102
3022	MEDI CARE EMPLOYER SHARE	37,321	37,549	36,035	36,035	-1,514
3040	HEALTH INSURANCE EMPLOYER	448,768	450,839	490,470	490,470	39,631
3041	UNEMPLOYMENT INSURANCE EMPLOYER	27,403	27,974	27,169	27,169	-805
3042	LONG TERM DISABILITY EMPLOYER	9,634	9,634	9,271	9,271	-363
3043	DEFERRED COMPENSATION EMPLOYER	8,755	8,755	7,493	7,493	-1,262
3046	RETIREE HEALTH: DEFINED	41,060	41,060	41,060	33,065	-7,995
3060	WORKERS' COMPENSATION EMPLOYER	10,943	10,943	10,943	4,796	-6,147
3080	FLEXIBLE BENEFITS	28,500	28,500	24,000	24,000	-4,500
CLASS: 30	SALARY & EMPLOYEE BENEFITS	3,665,166	3,693,162	3,827,674	3,813,532	120,370
4020	CLOTHING & PERSONAL SUPPLIES	300	300	300	300	0
4040	TELEPHONE COMPANY VENDOR	638,500	638,500	637,500	637,500	-1,000
4041	COUNTY PASS THRU TELEPHONE CHARGES	-60,870	-60,870	-64,370	-64,370	-3,500
4086	JANITORIAL / CUSTODIAL SERVICES	4,833	4,833	4,833	4,833	0
4100	INSURANCE: PREMIUM	21,023	21,023	21,023	15,706	-5,317
4140	MAINT: EQUIPMENT	218,965	218,965	203,765	203,765	-15,200
4142	MAINT: TELEPHONE / RADIO	131,800	131,800	135,000	135,000	3,200
4144	MAINT: COMPUTER	684,073	684,073	634,773	634,773	-49,300
4220	MEMBERSHIPS	280	280	310	310	30
4260	OFFICE EXPENSE	13,000	13,000	13,000	13,000	0
4261	POSTAGE	150	150	150	150	0
4262	SOFTWARE	190,000	190,000	256,000	256,000	66,000
4264	BOOKS / MANUALS	250	250	375	375	125
4300	PROFESSIONAL & SPECIALIZED SERVICES	36,202	36,202	42,200	42,200	5,998
4302	CONSTRUCT & ENGINEER CONTRACTS	5,000	5,000	15,000	15,000	10,000
4308	EXTERNAL DATA PROCESSING SERVICES	44,600	44,600	65,600	65,600	21,000
4400	PUBLICATION & LEGAL NOTICES	250	250	250	250	0
4420	RENT & LEASE: EQUIPMENT	101,200	111,200	111,200	111,200	0
4440	RENT & LEASE: BUILDING &	1,680	1,680	1,680	1,680	0
4460	EQUIP: SMALL TOOLS & INSTRUMENTS	1,600	1,600	1,600	1,600	0
4461	EQUIP: MINOR	2,000	2,000	2,000	2,000	0
4462	EQUIP: COMPUTER	38,000	38,000	55,000	55,000	17,000
4463	EQUIP: TELEPHONE & RADIO	50,000	50,000	63,000	63,000	13,000
4502	EDUCATIONAL MATERIALS	4,000	4,000	4,000	4,000	0
4503	STAFF DEVELOPMENT	7,500	7,500	30,000	30,000	22,500
4512	INVENTORY: PRINT SHOP GENERAL	18,000	20,000	20,000	20,000	0
4529	SOFTWARE LICENSE	320,300	320,300	325,200	325,200	4,900

INFORMATION TECHNOLOGIES

Financial Information by Fund Type

FUND TYPE: 10 GENERAL FUND
DEPARTMENT: 10 IT - INFORMATION TECHNOLOGIES

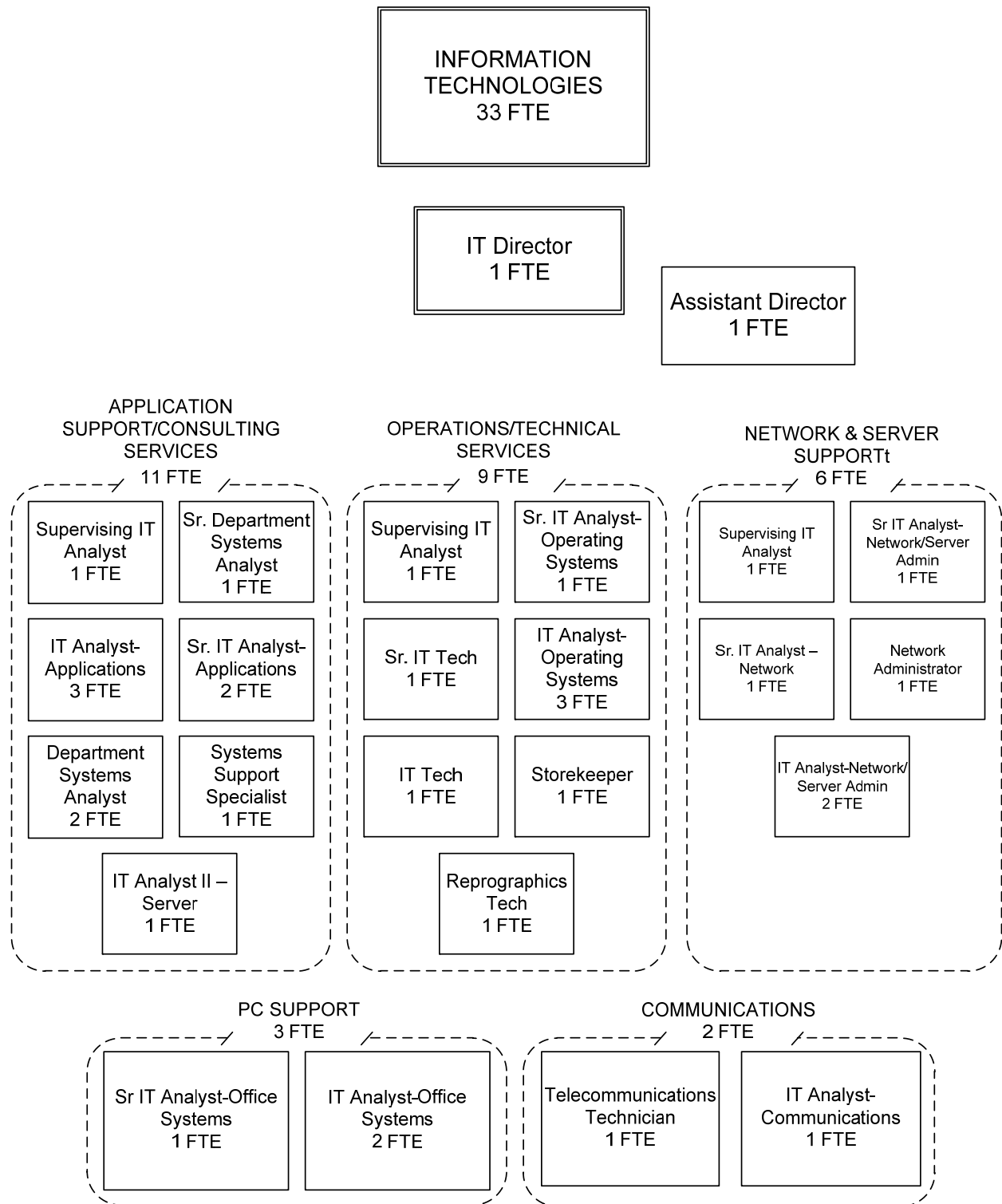
		CURRENT YR		DEPARTMENT	CAO	
		MID-YEAR	APPROVED		RECOMMENDED	DIFFERENCE
		PROJECTION	BUDGET	REQUEST	BUDGET	
4600	TRANSPORTATION & TRAVEL	500	500	5,000	5,000	4,500
4602	MILEAGE: EMPLOYEE PRIVATE AUTO	1,000	1,000	1,800	1,800	800
4605	RENT & LEASE: VEHICLE	6,439	6,439	6,289	6,289	-150
4606	FUEL PURCHASES	5,300	5,300	5,300	5,300	0
4608	HOTEL ACCOMMODATIONS	0	0	5,000	5,000	5,000
CLASS: 40	SERVICE & SUPPLIES	2,485,875	2,497,875	2,602,778	2,597,461	99,586
6040	FIXED ASSET: EQUIPMENT	5,000	5,000	251,000	251,000	246,000
6042	FIXED ASSET: COMPUTER SYSTEM	304,650	304,650	30,000	30,000	-274,650
CLASS: 60	FIXED ASSETS	309,650	309,650	281,000	281,000	-28,650
7220	INTRAFND: TELEPHONE EQUIPMENT &	143,760	143,760	143,760	143,760	0
7223	INTRAFND: MAIL SERVICE	1,012	1,012	1,012	2,086	1,074
7224	INTRAFND: STORES SUPPORT	5,300	5,300	5,300	2,033	-3,267
7232	INTRAFND: MAINT BLDG & IMPROVMNTS	1,850	1,850	1,850	1,850	0
CLASS: 72	INTRAFUND TRANSFERS	151,922	151,922	151,922	149,729	-2,193
7350	INTRFND ABATEMENTS: GF ONLY	-12,500	-12,500	-12,500	-12,500	0
7354	INTRFND ABATEMENTS: TELEPHONE EQUIP	-716,000	-716,000	-675,000	-675,000	41,000
7359	INTRFND ABATEMENTS: CENTRAL	-55,000	-55,000	-30,000	-30,000	25,000
7361	INTRFND ABATEMENTS: MAINFRAME	-1,420,552	-1,420,552	-1,420,552	-1,420,552	0
7363	INTRFND ABATEMENTS: PC SUPPORT	-50,000	-50,000	-60,000	-60,000	-10,000
7365	INTRFND ABATEMENTS: IS PROGRAMMING	-80,000	-110,000	-80,000	-80,000	30,000
7368	INTRFND ABATEMENTS: IS NETWORK	-1,023,588	-1,013,543	-1,013,543	-1,013,543	0
CLASS: 73	INTRAFUND ABATEMENT	-3,357,640	-3,377,595	-3,291,595	-3,291,595	86,000
TYPE: E SUBTOTAL		3,254,973	3,275,014	3,571,779	3,550,127	275,113
FUND TYPE: 10	SUBTOTAL	1,868,394	1,826,105	2,128,168	2,106,516	280,411
DEPARTMENT: 10	SUBTOTAL	1,868,394	1,826,105	2,128,168	2,106,516	280,411

INFORMATION TECHNOLOGIES

Personnel Allocations

Classification Title	2011-12 Adjusted Allocation	2012-13 Dept Request	2012-13 CAO Recm'd	Diff from Adjusted
Director of Information Technology	1.00	1.00	1.00	0.00
Assistant Director of Information Technology	1.00	1.00	1.00	0.00
Department Systems Analyst	2.00	2.00	2.00	0.00
IT Analyst Tr/VII - App/Web Dev/Supt	5.00	3.00	3.00	-2.00
IT Analyst Tr/VII - Networking	2.00	0.00	0.00	-2.00
IT Analyst Tr/VII - Office Systems	2.00	2.00	2.00	0.00
IT Analyst Tr/VII - Operating Systems	3.00	3.00	3.00	0.00
IT Analyst Tr/VII - Server Admin	3.00	3.00	3.00	0.00
IT Analyst Tr/VII - Telecomm	1.00	1.00	1.00	0.00
Information Technology Manager	1.00	0.00	0.00	-1.00
Information Technology Technician Trainee/VII/Sr.	2.00	2.00	2.00	0.00
Network Administrator	0.00	1.00	1.00	1.00
Reprographics Technician VII	1.00	1.00	1.00	0.00
Sr IT Analyst - App/Web Dev/Supt	2.00	2.00	2.00	0.00
Sr IT Analyst - Office Systems	1.00	1.00	1.00	0.00
Sr IT Analyst - Operating Systems	1.00	1.00	1.00	0.00
Sr. IT Analyst - Network	0.00	1.00	1.00	1.00
Sr IT Analyst - Server Admin	1.00	1.00	1.00	0.00
Sr. Department System Analyst	1.00	1.00	1.00	0.00
Storekeeper II	1.00	1.00	1.00	0.00
System Support Specialist VII	0.00	1.00	1.00	1.00
Supervising Information Technology Analyst VII	3.00	3.00	3.00	0.00
Telecommunications Technician I/II	0.00	1.00	1.00	1.00
Department Total	34.00	33.00	33.00	-1.00

INFORMATION TECHNOLOGIES



Page intentionally blank

INFORMATION TECHNOLOGIES

Ten Year History

	03/04 Actual	04/05 Actual	05/06 Actual	06/07 Actual	07/08 Actual
Cable Franchise Fees	55,000	-	-	-	55,000
Charges for Service	1,155,918	-	-	-	1,583,430
Misc.	11,697	-	-	-	94,296
Total Revenue	1,222,615	-	-	-	1,732,726
Salaries	2,659,607	<i>Division</i>	<i>Division</i>	<i>Division</i>	3,296,810
Benefits	1,011,574	<i>of</i>	<i>of</i>	<i>of</i>	1,275,261
Services & Supplies	1,634,699	CAO	CAO	CAO	2,875,564
Other Charges	112,999			-	-
Fixed Assets	22,817		-	-	225,806
Intrafund Transfers	(3,546,309)		-	-	(4,042,299)
Total Appropriations	1,895,387	-	-	-	3,631,142
NCC	672,772	-	-	-	1,898,416
FTE's	44	38	38	42	43

INFORMATION TECHNOLOGIES

Ten Year History

	08/09 Actual	09/10 Actual	10/11 Actual	11/12 Projected	12/13 Budget
Cable Franchise Fees	75,000	75,000	76,500	76,500	76,500
Charges for Service	1,749,521	1,620,745	1,575,148	1,310,079	1,367,111
Misc.	783	8,735	762	-	
Total Revenue	1,825,304	1,704,480	1,652,410	1,386,579	1,443,611
Salaries	3,410,525	3,173,714	2,991,269	2,573,475	2,701,992
Benefits	1,332,352	1,194,832	1,185,999	1,091,691	1,111,540
Services & Supplies	2,585,382	2,459,222	2,078,049	2,485,875	2,597,461
Other Charges	100	-	-	-	-
Fixed Assets	327,671	150,362	8,011	309,650	281,000
Intrafund Transfers	(4,145,380)	(3,855,254)	(3,521,506)	(3,205,718)	(3,141,866)
Total Appropriations	3,510,650	3,122,876	2,741,822	3,254,973	3,550,127
NCC	1,685,346	1,418,396	1,089,412	1,868,394	2,106,516
FTE's	42	41	36	34	33

10 Year Variance		
	\$ Change	% Change
Cable Franchise Fees	76,500	N/A
Charges for Service	211,193	18%
Misc.	(11,697)	-100%
Total Revenue	220,996	18%
Salaries	42,385	2%
Benefits	99,966	10%
Services & Supplies	962,762	59%
Other Charges	(112,999)	-100%
Fixed Assets	258,183	1132%
Intrafund Transfers	404,443	-11%
Total Appropriations	1,654,740	87%
NCC	1,433,744	213%
FTE's	(11)	-25%

Notes

Print Shop was added in FY 2008-09
(3 FTE's)

Page intentionally blank