



CONSTRUCTION DIVISION
 2441 Headington Road
 Placerville CA 95667
 Phone: (530) 642-4974
 Fax: (530) 295-2655

KIMBERLY A. KERR
 Interim Director of
 Transportation

 Internet Web Site:
<http://edcgov.us/dot>

MAIN OFFICE
 2850 Fairlane Court
 Placerville CA 95667
 Phone: (530) 621-5900
 Fax: (530) 626-0387



DATE: December 3, 2012

TO: All Prospective Bidders

SUBJECT: **Addendum No. 3**
Equipment / Vehicle Wash Facility
Contract No. PW 12-30631, Project No. 81134

Submit proposals for this work with the understanding and full consideration of this addendum. The revisions declared in this addendum are essential parts of the Contract.

ITEM NO.	LOCATION, PAGE OR DRAWING NO.	DESCRIPTION OF CHANGE
3.01	Addendum No. 1	Item 1.02 of Addendum No.1 is replaced with the following: Technical Specifications Section 01 11 01 1.07 CONTRACTOR'S USE OF PREMISES (Page 2) After "C. Assume responsibility for protection and safekeeping of products stored on the site. Coordinate area of storage with Owner." Insert "D. Contractor must maintain 16.0-foot wide vehicle access to and from equipment yards at all times near Sewer Line—A Stations 1+50 and 3+00. Contractor may be obligated to use alternative construction methods (such as temporary shoring) to maintain this vehicle access. Full compensation for maintaining vehicle access shall be included in the lump sum bid for trench and excavation safety for trenches / excavations five feet deep or greater. "
3.02	Conditions of the Contract Section 3.3.2	Replace 3.3.2 with the following: " <u>Work Hours:</u> Work hours shall be 7:30 A.M. to 7:00 P.M. weekdays, except that work associated with interception of the existing 4" sewer line and relocation of the sand-oil separator shall be performed in one weekend between 5:00 P.M. Friday and 6:00 A.M. Monday. Contractor shall obtain Contract Administrator's approval for the specific weekend during which this work will be performed. Owner will provide access through the main gates during the weekend work."

ITEM NO.	LOCATION, PAGE OR DRAWING NO.	DESCRIPTION OF CHANGE
3.03	Conditions of the Contract Section 3.3.3 and Technical Specifications Section 01 11 01, and Plan sheets C5.0, C5.1, and C6.0	<p>Replace <u>Order of Work</u> in Section 3.3.3 and in Section 01 11 01 with the following:</p> <p><u>Order of Work:</u></p> <ol style="list-style-type: none"> 1. See Conditions of the Contract Section 3.3.2 for the required work hours associated with the interception of the existing 4" sewer line and the relocation of the sand-oil separator. 2. All new sewer piping, manholes, and appurtenances shall be installed before the interception of the existing sewer and the relocation of the sand-oil separator are performed. Sewer line A shall be operational from Sta. 0+30± thru Sta. 2+70 before intercepting the existing 4" sewer line at Sta. 2+67.50 22' left. 3. Construction of sewer line A from Sta. 0+30± thru Sta. 2+00 and removal of existing 4" sewer line from sand-oil separator to the connection at Sta 0+29.61 shall be performed in a manner that disrupts sewer service the least amount possible in order to keep the existing vehicle wash system operational. Contractor shall pump sand-oil separator and dispose of the contents in accordance with all state and local laws regulating disposal of Class II Non-Hazardous Waste solids and liquids as necessary to keep the existing vehicle wash facility operational. 4. Sewer trenches shall be paved within 30 calendar days of the start of excavation for sewer line installation. 5. The existing sand-oil separator and vehicle wash system shall remain operational during construction, except that the sand-oil separator may be off-line during the weekend designated as the weekend for interception of the existing 4" sewer line and the relocation of the sand-oil separator. <p>The Contractor shall gain approval of construction</p>

ITEM NO.	LOCATION, PAGE OR DRAWING NO.	DESCRIPTION OF CHANGE
3.04	Plan sheet C5.1 and Technical Specifications Section 01 11 01	<p>sequence for sewer line A from the Contract Administrator prior to start of construction.</p> <p>Add the following to Item 1.07 of Section 01 11 01:</p> <p>"E. Maintain pedestrian access to existing building south of the proposed wash facility site from the drain inlet shown on sheet C5.1 of the Plans to the east edge of the existing building."</p>
3.05	Technical Specifications Section 01 50 00	<p>1) Replace Item 2.01 A 1 in Section 01 50 00 with the following: "Contractor is responsible for providing power for welding operations. Owner will provide temporary power to Contractor free of charge for Contractor's operations other than welding."</p> <p>2) Delete Item 2.04 C in Section 01 50 00.</p> <p>3) Add the following to the end of item 2.05 B of Section 01 50 00: "Owner has delineated with paint the staging/storage area on site. Contractor shall install barricades around the staging/storage area to ensure that Contractor's staging and storage does not encroach beyond the painted limits."</p> <p>4) Item 2.05 H 2 of Section 01 50 00: Add "temporary construction covers and other water pollution control practices" after "sediment traps".</p>
3.06	Technical Specifications Sections 13 34 19 and Plan sheet A4.0	<p>The following revisions are the result of questions related to the insulation of the metal panels for the equipment room and the flashing detail for the metal panels.</p> <p>1) Delete "insulation" from Item 1.5 E of Section 13 34 19.</p> <p>2) Delete Item 1.5 G of section 13 34 19</p> <p>3) Replace Detail 3/A4.0 with revised Detail 3/A4.0 attached as Exhibit R-1 to this Addendum.</p> <p>4) Replace Detail 3/S4.1.0 with revised Detail 3/S4.1 attached to this addendum as Exhibit R-3.</p>
3.07	Plan sheet S4.1	<p>The following revision is a result of a question about the anchor bolts:</p> <p>Replace Detail 1/S4.1 with revised Detail 1/S4.1 attached to this addendum as Exhibit R-2.</p> <p>Replace Detail 3/S4.1.0 with revised Detail 3/S4.1 attached to this addendum as Exhibit R-3.</p>

ITEM NO.	LOCATION, PAGE OR DRAWING NO.	DESCRIPTION OF CHANGE
3.08	Technical Specifications Section 13 34 19	Delete Item 1.2 B 3 of Section 13 34 19.
3.09	Technical Specifications Section 31 23 16	Add the following sentence to the end of Section 31 23 16 "Excavation": "Contractor shall off haul all spoils including material unsuitable for fill or backfill, asphalt concrete, Portland Cement concrete, aggregate base, and excavated soil in excess of what is required to complete the work."
3.10	Technical Specifications Section 31 23 33	Add the following to Section 31 23 33 "Trenching and Backfilling": "When work on trench is not in progress trench shall be backfilled or plated to handle heavy equipment. Trenching operations shall not prohibit ingress/egress of El Dorado County Department of Transportation equipment. See Section 01 11 01 1.07 D. See Section 32 12 16 regarding the required limits of pavement replacement for trenches."
3.11	Technical Specifications Section 32 12 16	Add the following to Section 32 12 16 "Asphalt Paving": "For trenches Contractor shall replace asphalt pavement in an amount of twice the trench width. If Contractor's operations damage existing pavement beyond this width, Contractor shall replace this additional pavement at its expense."
3.12	Technical Specifications Section 33 30 00 and Plan sheet C5.0	Add the following to Section 33 30 00: "Contractor is responsible for any damage to the existing sand-oil separator occurring during the relocation of the existing sand-oil separator."

Attach Exhibits R-1, R-2, and R-3 to the respective Plan sheets.

Indicate receipt of this addendum by filling in the number of this addendum in the space provided on the signature page of the proposal.

Holders who have already mailed their proposal can contact Janel Gifford at (email: janel.gifford@edcgov.us) to arrange return of their proposal.

Inform all suppliers and subcontractors as necessary.


The Department of Transportation is only sending this addendum by posting on the following website: <http://www.edcgov.us/Government/DOT/Bids.aspx>.

If you are not a Contract Documents Holder, but request a set of documents to bid on this project, you must comply with the requirements of this addendum when submitting your bid.

Attachments:


- Exhibit R-1 -Revised Detail 3/A4.0
- Exhibit R-2 -Revised Detail 1/S4.1
- Exhibit R-3 -Revised Detail 3/S4.1

End of Addendum No. 3



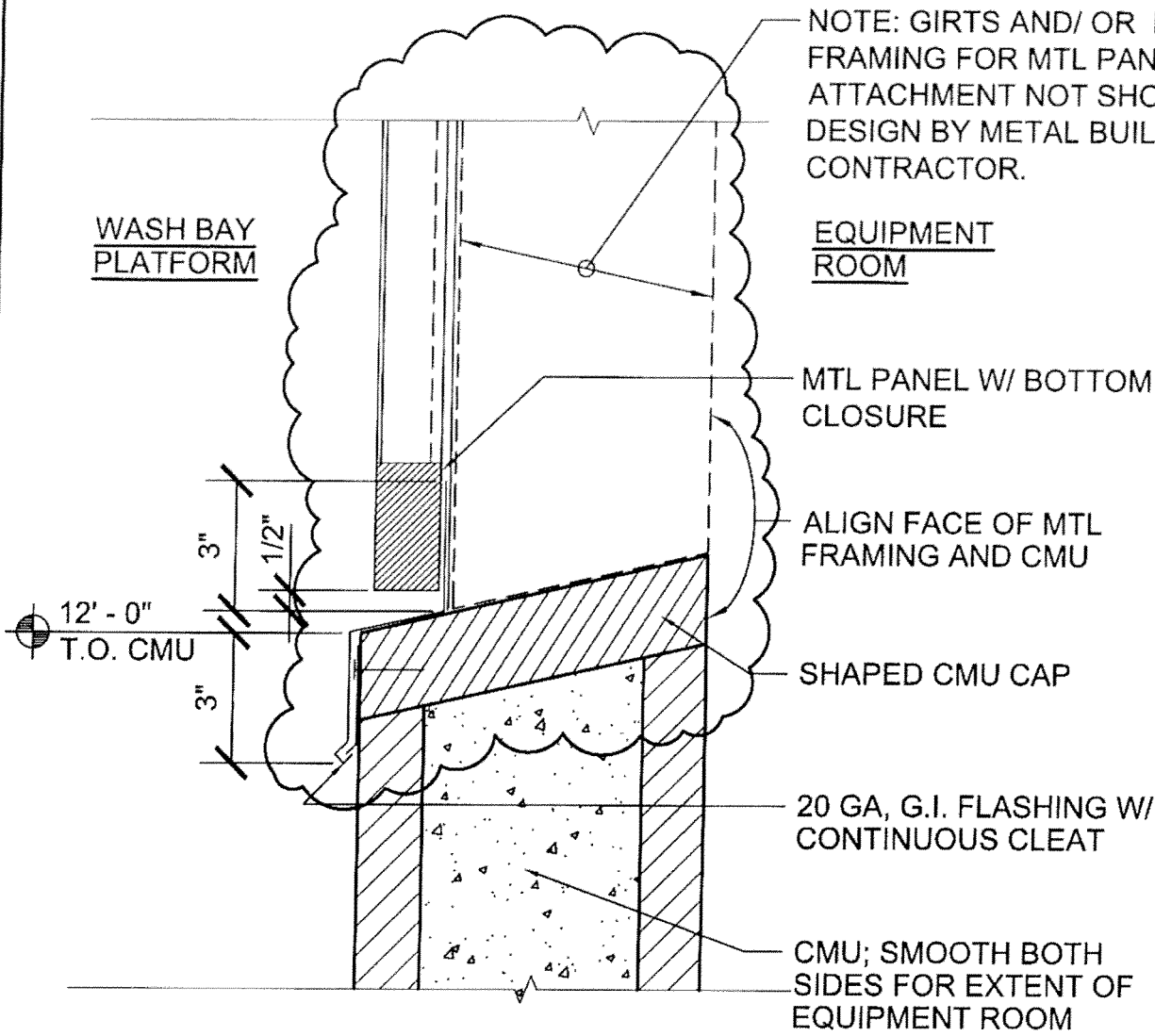
Recommended by:
Janel Gifford, P.E.
Office Engineer

12/3/12
Date



Approved by:
Kimberly A. Kerr, interim Director
Department of Transportation

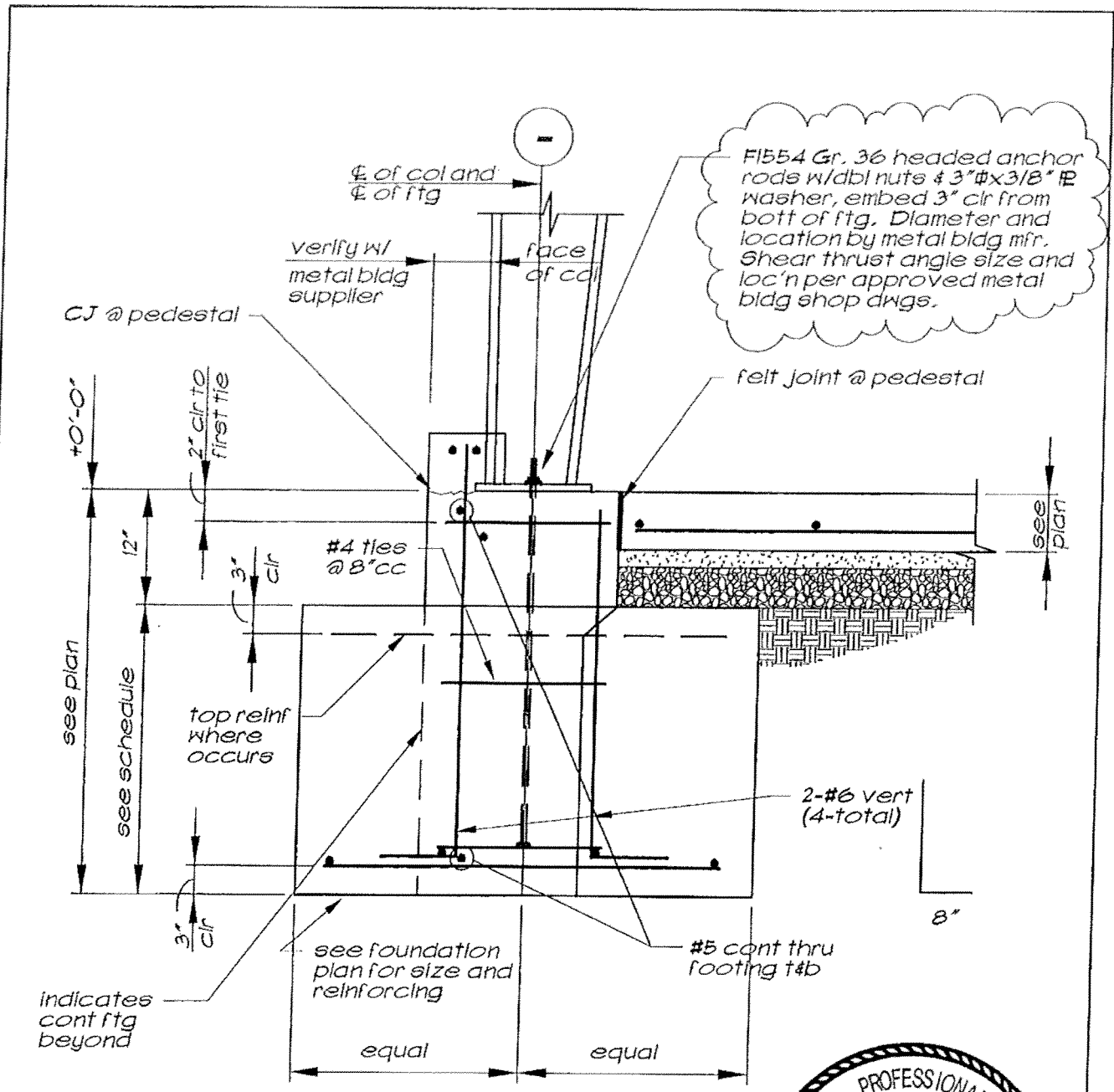
12/3/12
Date



3 FLASHING DETAIL @ CMU WALL
 3"=1'-0" DTL. SIM. @ CURB CONDITION



STAFFORD KING WIESE ARCHITECTS	FLASHING DETAIL (3/A4.0) EQUIPMENT/ VEHICLE WASH FACILITY EL DORADO COUNTY DEPARTMENT OF TRANSPORTATION 2441 HEADINGTON RD., PLACERVILLE, CA 95667	REVISION NO. ADDENDUM NO.3	DRAWING NO. R-1 (3/A4.0)
		JOB NO. 2957 DATE 11/30/2012 DRAWN BY SKW CHECKED SKW	



F1554 Gr. 36 headed anchor rods w/dbl nuts & 3"Øx3/8" F washer, embed 3" clr from bott of ftg. Diameter and location by metal bldg mfr. Shear thrust angle size and loc'n per approved metal bldg shop drgs.

Typical Edge Frame Column



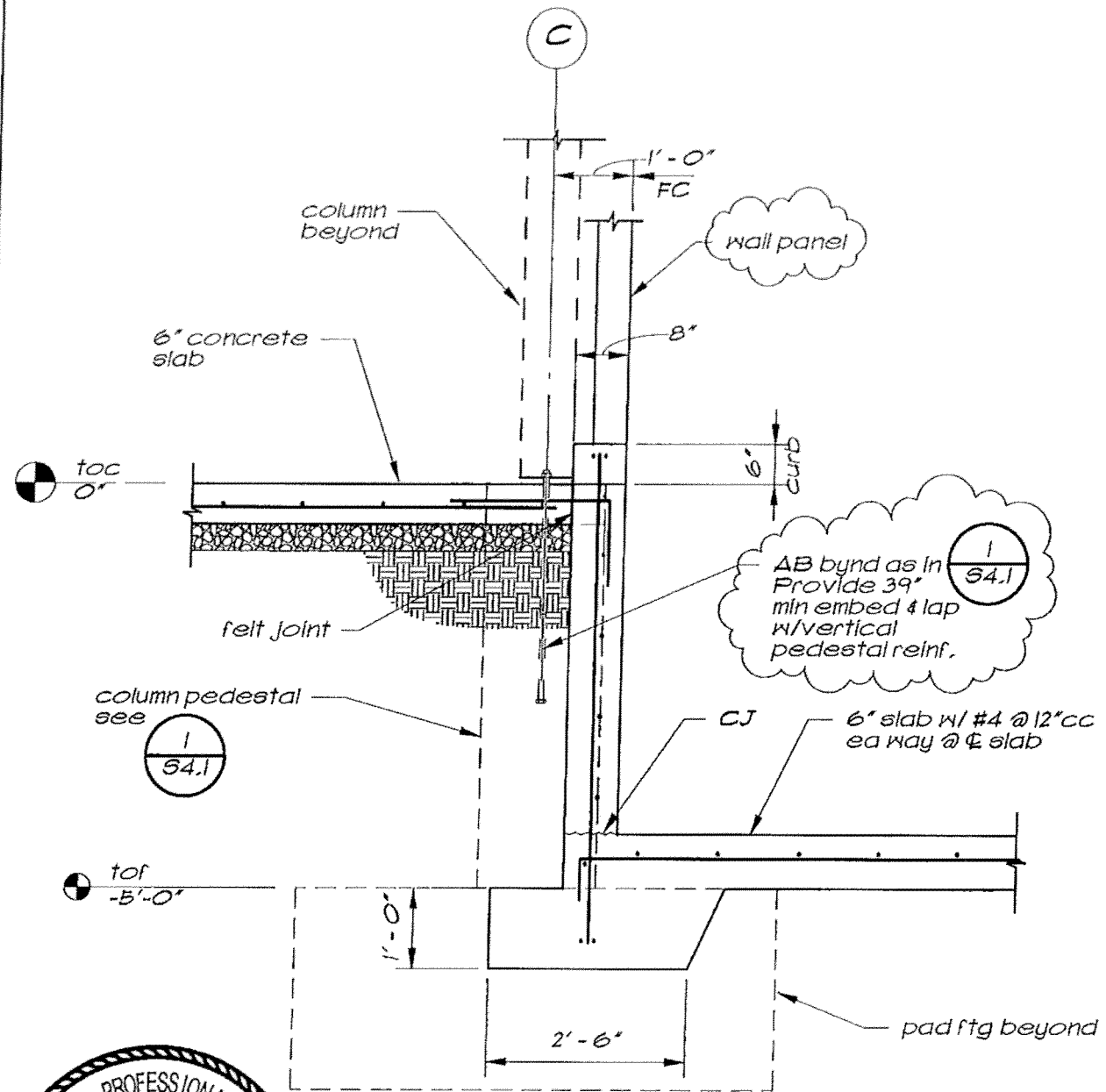
390SD002-16

**STAFFORD
KING
WIESE
ARCHITECTS**




EQUIPMENT/ VEHICLE WASH FACILITY
EL DORADO COUNTY DEPARTMENT
OF TRANSPORTATION
2441 HEADINGTON RD., PLACERVILLE, CA 95667

REVISION NO.	ADDENDUM NO.3
JOB NO. 2857	DRAWING NO.
DATE 11/30/2012	R-2 (1/54.1)
DRAWN BY	
CHECKED	



Section $\frac{1}{R-3} - 1/2" = 1'-0"$



STAFFORD
KING
WIESE
ARCHITECTS



EQUIPMENT/ VEHICLE WASH FACILITY
EL DORADO COUNTY DEPARTMENT
OF TRANSPORTATION
2441 HEADINGTON RD., PLACERVILLE, CA 95667

REVISION NO.	ADDENDUM NO. 3
JOB NO. 2957	DRAWING NO.
DATE 11/30/2012	R-3 (3/54.1)
DRAWN BY	
CHECKED	